

COASTSIDE COUNTY WATER DISTRICT

766 MAIN STREET

HALF MOON BAY, CA 94019

REGULAR MEETING OF THE BOARD OF DIRECTORS

Tuesday, August 9, 2022 - 7:00 p.m.

AGENDA

Due to the Covid-19 pandemic, and in accordance with Assembly Bill 361, which modifies California Government Code Section 54953, the Boardroom will not be open to the public for the August 9, 2022, Regular Meeting of the Board of Directors of the Coastside County Water District. This meeting will be conducted remotely via teleconference only.

The Public may watch and/or participate in the public meeting by joining the meeting through the Zoom Videoconference link provided below. The public may also join the meeting by calling the below listed teleconference phone number.

How to Join Online or by Phone

The meeting will begin at 7:00 p.m.

Whether you participate online or by telephone, you may wish to “arrive” early so that staff can address any technology questions prior to the start of the meeting.

Join Zoom Meeting

<https://us06web.zoom.us/j/93778260596?pwd=aEpRcFlnaHdQM2lPSElQWjNiN09TQT09>

Meeting ID: 937 7826 0596

Passcode: 184355

One tap mobile

+16699006833,,93778260596#,,,,*184355# US (San Jose)

Dial by your location

+1 669 900 6833 US (San Jose)

Passcode: 184355

Find your local number: <https://us06web.zoom.us/u/kbb87ncuIr>

Procedures to make a public comment with Zoom Video/Conference – As a reminder, all participants except the Board Members and Staff are muted on entry.

- **From a computer:** (1) Using the Zoom App. at the bottom of your screen, click on “Participants” and then “Raise Hand”. Participants will be called to comment in the order in which they are received. Begin by stating your name and place of residence.

OR

- (2) Using the Zoom App, at the bottom of your screen click on "Chat" and then type that you wish to make a comment into the Chat Box. Ensure that the "To:" field is populated by either "Everyone" or "the Moderator". Begin by stating your name and place of residence.
- **From a phone:** Using your keypad, dial *9, and this will notify the Moderator that you have raised your hand. Begin by stating your name and place of residence. The Moderator will call on you by stating the last 4 digits of your phone number. If you wish to block your phone number dial *67 prior to dialing in. If your phone number is not displayed, the Moderator will call you by Caller number.

The Coastside County Water District (CCWD) does not discriminate against persons with disabilities. Upon request, the agenda and agenda packet materials can be provided in a format to accommodate special needs. If you require a copy of the agenda or related materials in an alternative format to accommodate a disability, or if you wish to attend this public meeting and will require special assistance or other special equipment, please call the District at (650) 726-4405 in advance and we will make every reasonable attempt to provide such an accommodation.

All public records relating to an open session item on this agenda, which are not exempt from disclosure pursuant to the California Public Records Act, that are distributed to a majority of the legislative body will be available for public inspection at the CCWD District Office, located at 766 Main Street, Half Moon Bay, CA at the same time that the public records are distributed or made available to the legislative body.

This agenda and accompanying materials can be viewed on Coastside County Water District's website located at: www.coastsidewater.org.

The Board of the Coastside County Water District reserves the right to take action on any item included on this agenda.

1) ROLL CALL

2) PLEDGE OF ALLEGIANCE

3) PUBLIC COMMENT

At this time members of the public may address the Board of Directors on issues not listed on the agenda which are within the purview of the Coastside County Water District. Comments on matters that are listed on the agenda may be made at the time the Board is considering each item. Each speaker is allowed a maximum of three (3) minutes and must complete and submit a speaker slip. The President of the Board will recognize each speaker, at which time the speaker should give their name and address and provide their comments to the Board.

4) Consider and Reaffirm Resolution 2021-06 "Making Findings Pursuant to Assembly Bill 361 That the Proclaimed State of Emergency Continues to Impact the Ability to Meet Safely in Person" ([attachment](#))

5) CONSENT CALENDAR

The following matters before the Board of Directors are recommended for action as stated by the General Manager. All matters listed hereunder constitute a Consent Calendar, are considered as routine by the Board of Directors, and will be acted upon by a single vote of the Board. There will be no separate discussion of these items unless a member of the Board so requests, in which event the matter shall be removed from the Consent Calendar and considered as a separate item.

- A. Approval of disbursements for the month ending July 31, 2022:
Claims: \$ 1,807,747.13; Payroll: \$ 204,124.26 for a total of \$ 2,011,871.39
July 2022 Monthly Financial Claims reviewed and approved by Director Coverdell
([attachment](#))
- B. Acceptance of Financial Reports ([attachment](#))
- C. Approval of Minutes of July 12, 2022, Regular Board of Directors Meeting ([attachment](#))
- D. Installed Water Connection Capacity and Water Meters Report ([attachment](#))
- E. Total CCWD Production Report ([attachment](#))
- F. CCWD Monthly Sales by Category Report - July 2022 ([attachment](#))
- G. Leak/Flushing Report – July 2022 ([attachment](#))
- H. Monthly Rainfall Reports ([attachment](#))
- I. SFPUC Hydrological Conditions Report – June 2022 ([attachment](#))

6) MEETINGS ATTENDED / DIRECTOR COMMENTS

7) GENERAL BUSINESS

- A. Waive the Procedural Requirements for Sealed Competitive Bids and Authorize the General Manager to Procure a 2022 Model Ford Ranger truck from James Ford Inc.
([attachment](#))
- B. Nominate Director Chris Mickelsen to Serve as Alternate Special District Member on San Mateo LAFCo ([attachment](#))
- C. Nunes Water Treatment Plant Upgrades Project Update #12 ([attachment](#))

8) MONTHLY INFORMATIONAL REPORTS

- A. General Manager's Report ([attachment](#))
- B. Superintendent of Operations Report ([attachment](#))
- C. Water Resources Informational Report ([attachment](#))

9) DIRECTOR AGENDA ITEMS - REQUESTS FOR FUTURE BOARD MEETINGS

10) ADJOURNMENT

STAFF REPORT

To: Coastside County Water District Board of Directors

From: Mary Rogren, General Manager

Agenda: August 9, 2022

Report

Date: August 5, 2022

Subject: Consider and Reaffirm Resolution 2021-06 “Making Findings Pursuant to Assembly Bill 361 That the Proclaimed State of Emergency Continues to Impact the Ability to Meet Safely in Person.”

Recommendation:

Reaffirm, by motion, Resolution 2021-06, making findings pursuant to Assembly Bill 361 that the proclaimed State of Emergency continues to impact the ability to meet safely in person.

Background:

On March 4, 2020, Governor Newsom declared a State of Emergency to exist in California as a result of the threat of COVID 19, and on March 17, 2020, the Governor issued Executive Order N-29-20 suspending certain provisions of the Ralph M. Brown Act relating to teleconferencing to allow legislative bodies to conduct meetings remotely to help protect the spread of COVID-19 and to protect the health and safety to the public. On June 11, 2021, the Governor issued Executive Order N-08-21 which specified that Executive Order N-29-20 remained in effect through September 30, 2021.

On September 16, 2021, the Governor signed Assembly Bill 361 (AB361) into law to allow legislative bodies to continue to meet remotely during a proclaimed State of Emergency after September 30, 2021.

On October 8, 2021, the Board of the Directors of the Coastside County Water District adopted Resolution 2021-06. Per AB361, the Board will need to consider and reaffirm the findings of Resolution 2021-06 monthly.

By reaffirming Resolution 2021-06, the Board has considered the circumstances of the proclaimed State of Emergency and finds that the State of Emergency continues to directly impact the ability of the members to meet safely in person, and state or local officials continue to impose or recommend measures to promote social distancing.

RESOLUTION NO. 2021-06

MAKING FINDINGS PURSUANT TO ASSEMBLY BILL 361 THAT THE PROCLAIMED STATE OF EMERGENCY CONTINUES TO IMPACT THE ABILITY TO MEET SAFELY IN PERSON

COASTSIDE COUNTY WATER DISTRICT

WHEREAS, on March 4, 2020, Governor Newsom declared a State of Emergency to exist in California as a result of the threat of COVID-19;

WHEREAS, on March 17, 2020, the Governor issued Executive Order N-29-20 suspending certain provisions of the Ralph M. Brown Act related to teleconferencing to allow legislative bodies to conduct meetings remotely to help protect against the spread of COVID-19 and to protect the health and safety of the public;

WHEREAS, on June 11, 2021, the Governor issued Executive Order N-08-21, which specified that Executive Order N-29-20 remains in effect through September 30, 2021, and then expires;

WHEREAS, on September 16, 2021, the Governor signed Assembly Bill 361 (AB 361) in to law, as urgency legislation that goes into effect immediately, that amends Government Code Section 54953 to allow legislative bodies to continue to meet remotely during a proclaimed state of emergency provided certain conditions are met and certain findings are made;

WHEREAS, on September 20, 2021, the Governor issued Executive Order N-15-21 that generally suspends the AB 361 amendments to Government Code Section 54953 until October 1, 2021, and therefore clarifying that Executive Order N-29-20 controls through the end of September 2021;

WHEREAS, the Governor's proclaimed State of Emergency remains in effect, and state and local officials, including the San Mateo County Health Officer, the California Department of Public Health, and the Department of Industrial Relations, have imposed or recommended measures to promote social distancing; and

WHEREAS, to help protect against the spread of COVID-19 and its variants, and to protect the health and safety of the public, the Board of Directors desires to take the actions necessary to comply with AB 361 and to continue to hold its Board and committee meetings remotely.


NOW, THEREFORE, BE IT RESOLVED that the Board of Directors of the Coastside County Water District has considered the circumstances of the proclaimed State of Emergency, and finds that the State of Emergency continues to directly impact the ability of the members to meet safely in person, and state or local officials continue to impose or recommend measures to promote social distancing.

BE IT FURTHER RESOLVED that the District will comply with the requirements of Government Code Section 54953(e)(2) when holding Board and committee meetings pursuant to this Resolution.

BE IT FURTHER RESOLVED that the Board will consider the findings in this Resolution every 30 days and may, by motion, reaffirm these findings.

PASSED AND ADOPTED this 12th day of October, 2021, by the following vote:

AYES: President Reynolds, Vice-President Feldman, Directors Mickelsen, Coverdell and Muller



Glenn Reynolds, President
Board of Directors

ATTEST:



Mary Rogren, General Manager
Secretary of the Board of Directors

**COASTSIDE COUNTY WATER DISTRICT
CLAIMS FOR JULY 2022**

CHECKS				
CHECK DATE	CHECK NO.	VENDOR		AMOUNT
07/08/2022	30956	ADP, INC.	\$	730.60
07/08/2022	30957	AMAZON CAPITAL SERVICES, INC.	\$	15.08
07/08/2022	30958	ANDREINI BROS. INC.	\$	20,600.00
07/08/2022	30959	CALIFORNIA SURVEYING & DRAFTING SUPPLY INC.	\$	442.97
07/08/2022	30960	DATAPROSE, LLC	\$	4,105.31
07/08/2022	30961	HASSETT HARDWARE	\$	1,828.15
07/08/2022	30962	IRVINE CONSULTING SERVICES, INC.	\$	124.31
07/08/2022	30963	MERCHANTS BANK OF COMMERCE	\$	26,100.00
07/08/2022	30964	MONTEREY BAY ANALYTICAL SERVICES, INC.	\$	584.00
07/08/2022	30965	PACIFIC GAS & ELECTRIC CO.	\$	42,072.54
07/08/2022	30966	RANGER PIPELINES, INC.	\$	234,900.00
07/08/2022	30967	REDWOOD TRADING POST	\$	232.39
07/08/2022	30968	REPUBLIC SERVICES	\$	590.06
07/08/2022	30969	ROGUE WEB WORKS, LLC	\$	630.40
07/08/2022	30970	SAN MATEO CTY PUBLIC HEALTH LAB	\$	710.00
07/08/2022	30971	SILVER LINING SOLUTIONS, LLC	\$	4,417.50
07/08/2022	30972	VERIZON CONNECT INC.	\$	258.30
07/08/2022	30973	US BANK NA	\$	1,105.15
07/08/2022	30974	WESTERN STATES TOOL & SUPPLY CORPORATION	\$	8,154.14
07/08/2022	30975	HEALTH BENEFITS ACWA-JPIA	\$	43,468.46
07/08/2022	30976	BAY AREA WATER SUPPLY &	\$	10,713.75
07/08/2022	30977	COMCAST	\$	273.51
07/08/2022	30978	JAMES COZZOLINO, TRUSTEE	\$	200.00
07/08/2022	30979	DE LAGE LANDEN FINANCIAL SERVICES, INC.	\$	968.87
07/08/2022	30980	EMPOWER RETIREMENT, LLC	\$	2,629.19
07/08/2022	30981	COLUMN SOFTWARE PBC	\$	297.00
07/08/2022	30982	HUE & CRY, INC.	\$	12.00
07/08/2022	30983	CalPERS FISCAL SERVICES DIVISION	\$	330,450.00
07/08/2022	30984	TEAMSTERS LOCAL UNION #856	\$	1,432.00
07/08/2022	30985	TPX COMMUNICATIONS	\$	2,152.78
07/08/2022	30986	U.S. BANK GLOBAL CORP TRUST SERVICES	\$	273,340.92
07/08/2022	30987	U.S. BANK GLOBAL CORP TRUST SERVICES	\$	238,683.17
07/08/2022	30988	VALIC	\$	4,306.00
07/11/2022	30989	DOMA TITLE OF CALIFORNIA, INC.	\$	3,000.00
07/19/2022	30990	ANDREINI BROS. INC.	\$	3,695.50
07/19/2022	30991	AT&T MOBILTY	\$	86.48
07/19/2022	30992	BALANCE HYDROLOGICS, INC	\$	6,958.43
07/19/2022	30993	BIG ED'S CRANE SERVICE LLC	\$	16,435.00
07/19/2022	30994	CALCON SYSTEMS, INC.	\$	498.50
07/19/2022	30995	HYDROSCIENCE ENGINEERS, INC.	\$	10,450.00
07/19/2022	30996	MONTEREY COUNTY LAB	\$	125.00
07/19/2022	30997	MONTEREY BAY ANALYTICAL SERVICES, INC.	\$	558.00
07/19/2022	30998	PACIFIC GAS & ELECTRIC CO.	\$	81.88
07/19/2022	30999	PACIFICA COMMUNITY TV	\$	300.00
07/19/2022	31000	PUMP REPAIR SERVICE CO. INC.	\$	19,545.00
07/19/2022	31001	MULTI SERVICE TECHNOLOGY SOLUTIONS, INC.	\$	238.96
07/19/2022	31002	JIM STEELE	\$	12,000.00
07/19/2022	31003	TRI COUNTIES BANK	\$	18,976.94
07/19/2022	31004	TYLER TECHNOLOGIES, INC	\$	32.20
07/19/2022	31005	ACWA/JPIA	\$	40,773.04
07/19/2022	31006	AT&T	\$	451.37
07/19/2022	31007	BIG ED'S CRANE SERVICE LLC	\$	2,811.75
07/19/2022	31008	CALIFORNIA SURVEYING & DRAFTING SUPPLY INC.	\$	43.75

07/19/2022	31009	SEAN DONOVAN	\$	350.00
07/19/2022	31010	KAREN SMITH	\$	350.00
07/19/2022	31011	IRVINE CONSULTING SERVICES, INC.	\$	3,911.06
07/19/2022	31012	MISSION UNIFORM SERVICES INC.	\$	95.18
07/19/2022	31013	MONTEREY BAY ANALYTICAL SERVICES, INC.	\$	25.00
07/19/2022	31014	MTA PARTS, INC.	\$	8.07
07/19/2022	31015	PAULO'S AUTO CARE	\$	82.34
07/19/2022	31016	SAN FRANCISCO WATER DEPT.	\$	256,780.05
07/19/2022	31017	TEAMSTERS LOCAL UNION #856	\$	1,432.00
07/19/2022	31018	WATER RESEARCH FOUNDATION	\$	1,169.00
07/20/2022	31019	CA DEPARTMENT OF TRANSPORTATION, DISTRICT 4	\$	280.00
07/25/2022	31020	ANALYTICAL ENVIRONMENTAL SERVICES	\$	325.00
07/25/2022	31021	ANDREINI BROS. INC.	\$	5,081.50
07/25/2022	31022	ASSOC. CALIF. WATER AGENCY	\$	13,245.44
07/25/2022	31023	CALCON SYSTEMS, INC.	\$	14,565.03
07/25/2022	31024	EKI INC.	\$	17,142.32
07/25/2022	31025	FREYER & LAURETA, INC.	\$	15,080.48
07/25/2022	31026	MONTEREY BAY ANALYTICAL SERVICES, INC.	\$	130.00
07/25/2022	31027	ACI PAYMENTS, INC.	\$	150.00
07/25/2022	31028	PHILADELPHIA MIXING SOLUTIONS	\$	185.74
07/25/2022	31029	STETSON ENGINEERS, INC.	\$	7,353.50
07/25/2022	31030	AT&T	\$	690.02
07/25/2022	31031	BALANCE HYDROLOGICS, INC	\$	3,783.48
07/25/2022	31032	BAY ALARM COMPANY	\$	289.68
07/25/2022	31033	GINA BRAZIL	\$	454.98
07/25/2022	31034	CHEMTRADE CHEMICALS US LLC	\$	3,027.96
07/25/2022	31035	PETTY CASH	\$	73.87
07/25/2022	31036	CORE & MAIN LP	\$	412.04
07/25/2022	31037	EMPOWER RETIREMENT, LLC	\$	2,629.19
07/25/2022	31038	GLENNA LOMBARDI	\$	91.00
07/25/2022	31039	OFFICE DEPOT	\$	207.90
07/25/2022	31040	RAY A MORGAN COMPANY INC.	\$	917.66
07/25/2022	31041	STANDARD INSURANCE COMPANY	\$	605.58
07/25/2022	31042	JAMES TETER	\$	2,170.00
07/25/2022	31043	UNDERGROUND SERVICE ALERT	\$	1,405.73
07/25/2022	31044	USA BLUE BOOK	\$	280.48
07/25/2022	31045	VALIC	\$	4,306.00
07/25/2022	31046	VERIZON WIRELESS	\$	1,994.79
		SUBTOTAL CLAIMS FOR MONTH	\$	1,754,672.42

WIRE PAYMENTS

07/18/2022	DFT0000416	CalPERS FISCAL SERVICES DIVISION	\$	2,252.00
07/18/2022	DFT0000417	CalPERS FISCAL SERVICES DIVISION	\$	7,880.00
07/18/2022	DFT0000418	PUB. EMP. RETIRE SYSTEM	\$	17,215.72
07/22/2022	DFT0000419	PUB. EMP. RETIRE SYSTEM	\$	17,729.26
7/31/2022		BANK AND CREDIT CARD FEES	\$	7,997.73
		SUBTOTAL WIRE PAYMENTS FOR MONTH	\$	53,074.71

TOTAL CLAIMS FOR THE MONTH \$ 1,807,747.13



	July Budget	July Activity	Variance Favorable (Unfavorable)	Percent Variance	YTD Budget	YTD Activity	Variance Favorable (Unfavorable)	Percent Variance	Total Budget	
Revenue										
RevType: 1 - Operating										
1-4120-00	Water Revenue	1,284,400.00	1,179,974.25	-104,425.75	-8.13 %	1,284,400.00	1,179,974.25	-104,425.75	-8.13 %	12,791,000.00
	Total RevType: 1 - Operating:	1,284,400.00	1,179,974.25	-104,425.75	-8.13 %	1,284,400.00	1,179,974.25	-104,425.75	-8.13 %	12,791,000.00
RevType: 2 - Non-Operating										
1-4170-00	Water Taken From Hydrants	4,000.00	6,787.71	2,787.71	69.69 %	4,000.00	6,787.71	2,787.71	69.69 %	48,000.00
1-4180-00	Late Notice - 10% Penalty	4,100.00	9,222.29	5,122.29	124.93 %	4,100.00	9,222.29	5,122.29	124.93 %	50,000.00
1-4230-00	Service Connections	1,000.00	1,630.20	630.20	63.02 %	1,000.00	1,630.20	630.20	63.02 %	10,000.00
1-4920-00	Interest Earned	2,600.00	6,534.30	3,934.30	151.32 %	2,600.00	6,534.30	3,934.30	151.32 %	32,000.00
1-4930-00	Tax Apportionments/County Checks	0.00	0.00	0.00	0.00 %	0.00	0.00	0.00	0.00 %	950,000.00
1-4950-00	Miscellaneous Income	1,000.00	0.00	-1,000.00	-100.00 %	1,000.00	0.00	-1,000.00	-100.00 %	10,000.00
1-4955-00	Cell Site Lease Income	16,000.00	13,319.47	-2,680.53	-16.75 %	16,000.00	13,319.47	-2,680.53	-16.75 %	192,000.00
1-4965-00	ERAF Refund - County Taxes	0.00	0.00	0.00	0.00 %	0.00	0.00	0.00	0.00 %	500,000.00
	Total RevType: 2 - Non-Operating:	28,700.00	37,493.97	8,793.97	30.64 %	28,700.00	37,493.97	8,793.97	30.64 %	1,792,000.00
	Total Revenue:	1,313,100.00	1,217,468.22	-95,631.78	-7.28 %	1,313,100.00	1,217,468.22	-95,631.78	-7.28 %	14,583,000.00
Expense										
ExpType: 1 - Operating										
1-5130-00	Water Purchased	380,225.00	279,220.49	101,004.51	26.56 %	380,225.00	279,220.49	101,004.51	26.56 %	2,467,503.00
1-5230-00	Nunes T P Pump Expense	4,000.00	4,839.00	-839.00	-20.98 %	4,000.00	4,839.00	-839.00	-20.98 %	48,000.00
1-5231-00	CSP Pump Station Pump Expense	50,000.00	21,098.00	28,902.00	57.80 %	50,000.00	21,098.00	28,902.00	57.80 %	366,000.00
1-5232-00	Other Trans. & Dist Pump Expense	2,100.00	2,900.00	-800.00	-38.10 %	2,100.00	2,900.00	-800.00	-38.10 %	25,000.00
1-5233-00	Pilarcitos Canyon Pump Expense	600.00	155.00	445.00	74.17 %	600.00	155.00	445.00	74.17 %	64,000.00
1-5234-00	Denniston T P Pump Expense	1,000.00	13,543.00	-12,543.00	-1,254.30 %	1,000.00	13,543.00	-12,543.00	-1,254.30 %	77,000.00
1-5242-00	CSP Pump Station Operations	1,000.00	38.01	961.99	96.20 %	1,000.00	38.01	961.99	96.20 %	12,000.00
1-5243-00	CSP Pump Station Maintenance	3,000.00	84.53	2,915.47	97.18 %	3,000.00	84.53	2,915.47	97.18 %	35,000.00
1-5246-00	Nunes T P Operations - General	8,000.00	5,957.96	2,042.04	25.53 %	8,000.00	5,957.96	2,042.04	25.53 %	97,000.00
1-5247-00	Nunes T P Maintenance	9,000.00	1,772.64	7,227.36	80.30 %	9,000.00	1,772.64	7,227.36	80.30 %	119,000.00
1-5248-00	Denniston T P Operations-General	2,000.00	1,930.58	69.42	3.47 %	2,000.00	1,930.58	69.42	3.47 %	64,000.00
1-5249-00	Denniston T.P. Maintenance	14,000.00	3,718.31	10,281.69	73.44 %	14,000.00	3,718.31	10,281.69	73.44 %	140,000.00
1-5250-00	Laboratory Expenses	6,000.00	4,304.00	1,696.00	28.27 %	6,000.00	4,304.00	1,696.00	28.27 %	77,000.00
1-5260-00	Maintenance - General	31,000.00	17,688.48	13,311.52	42.94 %	31,000.00	17,688.48	13,311.52	42.94 %	380,000.00
1-5261-00	Maintenance - Well Fields	0.00	0.00	0.00	0.00 %	0.00	0.00	0.00	0.00 %	50,000.00
1-5263-00	Uniforms	0.00	0.00	0.00	0.00 %	0.00	0.00	0.00	0.00 %	12,000.00
1-5318-00	Studies/Surveys/Consulting	10,000.00	10,000.00	0.00	0.00 %	10,000.00	10,000.00	0.00	0.00 %	157,000.00
1-5321-00	Water Resources	2,200.00	161.57	2,038.43	92.66 %	2,200.00	161.57	2,038.43	92.66 %	26,700.00

Monthly Budget Report

For Fiscal: 2022-2023 Period Ending: 07/31/2022

	July Budget	July Activity	Variance Favorable (Unfavorable)	Percent Variance	YTD Budget	YTD Activity	Variance Favorable (Unfavorable)	Percent Variance	Total Budget
1-5322-00 Community Outreach	8,000.00	7,347.00	653.00	8.16 %	8,000.00	7,347.00	653.00	8.16 %	68,000.00
1-5325-00 Water Shortage Program	8,000.00	0.00	8,000.00	100.00 %	8,000.00	0.00	8,000.00	100.00 %	50,000.00
1-5381-00 Legal	9,000.00	9,000.00	0.00	0.00 %	9,000.00	9,000.00	0.00	0.00 %	110,000.00
1-5382-00 Engineering	6,300.00	4,480.00	1,820.00	28.89 %	6,300.00	4,480.00	1,820.00	28.89 %	76,000.00
1-5383-00 Financial Services	5,000.00	7,710.00	-2,710.00	-54.20 %	5,000.00	7,710.00	-2,710.00	-54.20 %	23,000.00
1-5384-00 Computer Services	25,000.00	17,297.80	7,702.20	30.81 %	25,000.00	17,297.80	7,702.20	30.81 %	309,025.00
1-5410-00 Salaries/Wages-Administration	102,788.00	92,861.80	9,926.20	9.66 %	102,788.00	92,861.80	9,926.20	9.66 %	1,267,717.00
1-5411-00 Salaries & Wages - Field	143,068.00	140,771.10	2,296.90	1.61 %	143,068.00	140,771.10	2,296.90	1.61 %	1,764,505.00
1-5420-00 Payroll Tax Expense	18,190.00	17,895.95	294.05	1.62 %	18,190.00	17,895.95	294.05	1.62 %	224,338.00
1-5435-00 Employee Medical Insurance	41,000.00	39,647.29	1,352.71	3.30 %	41,000.00	39,647.29	1,352.71	3.30 %	505,000.00
1-5436-00 Retiree Medical Insurance	4,100.00	4,125.26	-25.26	-0.62 %	4,100.00	4,125.26	-25.26	-0.62 %	52,000.00
1-5440-00 Employees Retirement Plan	48,690.00	40,424.49	8,265.51	16.98 %	48,690.00	40,424.49	8,265.51	16.98 %	600,506.00
1-5445-00 Supplemental Retirement 401a	0.00	0.00	0.00	0.00 %	0.00	0.00	0.00	0.00 %	36,000.00
1-5510-00 Motor Vehicle Expense	6,500.00	4,291.15	2,208.85	33.98 %	6,500.00	4,291.15	2,208.85	33.98 %	80,000.00
1-5620-00 Office & Billing Expenses	34,000.00	27,927.98	6,072.02	17.86 %	34,000.00	27,927.98	6,072.02	17.86 %	412,500.00
1-5625-00 Meetings / Training / Seminars	12,000.00	12,100.00	-100.00	-0.83 %	12,000.00	12,100.00	-100.00	-0.83 %	41,000.00
1-5630-00 Insurance	12,000.00	12,354.25	-354.25	-2.95 %	12,000.00	12,354.25	-354.25	-2.95 %	161,000.00
1-5687-00 Membership, Dues, Subscript.	8,000.00	17,285.47	-9,285.47	-116.07 %	8,000.00	17,285.47	-9,285.47	-116.07 %	99,975.00
1-5688-00 Election Expenses	0.00	0.00	0.00	0.00 %	0.00	0.00	0.00	0.00 %	20,000.00
1-5689-00 Labor Relations	0.00	0.00	0.00	0.00 %	0.00	0.00	0.00	0.00 %	6,000.00
1-5700-00 San Mateo County Fees	2,000.00	1,147.17	852.83	42.64 %	2,000.00	1,147.17	852.83	42.64 %	31,400.00
1-5705-00 State Fees	500.00	0.00	500.00	100.00 %	500.00	0.00	500.00	100.00 %	42,000.00
Total ExpType: 1 - Operating:	1,018,261.00	824,078.28	194,182.72	19.07 %	1,018,261.00	824,078.28	194,182.72	19.07 %	10,197,169.00
ExpType: 4 - Capital Related									
1-5715-00 Debt Service/CIEDB 11-099	273,341.00	273,340.92	0.08	0.00 %	273,341.00	273,340.92	0.08	0.00 %	335,508.00
1-5716-00 Debt Service/CIEDB 2016	238,683.00	238,683.17	-0.17	0.00 %	238,683.00	238,683.17	-0.17	0.00 %	322,417.00
1-5717-00 Chase Bank - 2018 Loan	0.00	0.00	0.00	0.00 %	0.00	0.00	0.00	0.00 %	436,027.00
1-5718-00 First Foundation Bank - 2022	0.00	0.00	0.00	0.00 %	0.00	0.00	0.00	0.00 %	495,510.00
Total ExpType: 4 - Capital Related:	512,024.00	512,024.09	-0.09	0.00 %	512,024.00	512,024.09	-0.09	0.00 %	1,589,462.00
Total Expense:	1,530,285.00	1,336,102.37	194,182.63	12.69 %	1,530,285.00	1,336,102.37	194,182.63	12.69 %	11,786,631.00
Report Total:	-217,185.00	-118,634.15	98,550.85		-217,185.00	-118,634.15	98,550.85		2,796,369.00

**COASTSIDE COUNTY WATER DISTRICT
MONTHLY INVESTMENT REPORT
July 31, 2022**

<u>RESERVE BALANCES</u>	Current Year as of 07/31/2022	Prior Year as of 07/31/2021
CAPITAL AND OPERATING RESERVE	\$15,351,517.59	\$10,429,989.35
RATE STABILIZATION RESERVE	\$250,000.00	\$250,000.00
TOTAL DISTRICT RESERVES	\$15,601,517.59	\$10,679,989.35

ACCOUNT DETAIL

ACCOUNTS WITH TRI COUNTIES BANK		
CHECKING ACCOUNT	\$3,081,229.75	\$5,357,253.63
CSP T & S ACCOUNT	\$200,385.12	\$32,081.01
MONEY MARKET GEN. FUND (Opened 7/20/17)	\$2,019,662.26	\$19,449.34
LOCAL AGENCY INVESTMENT FUND (LAIF) BALANCE	\$10,299,440.46	\$5,270,405.37
DISTRICT CASH ON HAND	\$800.00	\$800.00
TOTAL ACCOUNT BALANCES	\$15,601,517.59	\$10,679,989.35

This report is in conformity with CCWD's Investment Policy.

COASTSIDE COUNTY WATER DISTRICT
 CAPITAL IMPROVEMENT PROJECTS - STATUS REPORT
 FISCAL YEAR 2022/2023

7/31/2022

* Approved June 2022

Status	Approved* CIP Budget FY22/23	Actual To Date FY22/23	Projected FY22/23	Variance vs. Budget	% Completed	Project Status/ Comments
--------	------------------------------------	------------------------------	----------------------	------------------------	----------------	-----------------------------

Equipment Purchases & Replacement

06-03	SCADA/Telemetry/Electrical Controls Replacement	ongoing	\$ 50,000		\$ 50,000	\$ -	0%	
99-02	Vehicle Fleet Replacement	ongoing	\$ 40,000		\$ 40,000	\$ -	0%	

Facilities & Maintenance

09-09	Fire Hydrant Replacement	ongoing	\$ 140,000		\$ 140,000	\$ -	0%	
	Pilarcitos Canyon Culvert Replacement	TBD	\$ 40,000		\$ 40,000	\$ -	0%	
99-01	Meter Change Program	ongoing	\$ 10,000		\$ 10,000	\$ -	0%	

Pipeline Projects

20-08	Grandview Pipeline Replacement Project	Construction	\$ 1,650,000	\$ 280	\$ 1,650,000	\$ -	0%	Awarded in June 2022 with Fall 2022 Construction (ap. Cost \$1.6M)
13-02	Pipeline Replacement Under Creek at Pilarcitos Ave/Strawflower	Construction	\$ 400,000		\$ 400,000	\$ -	0%	
14-01	Highway 92 - Replacement of Welded Steel Line	In design	\$ 700,000	\$ 3,000	\$ 700,000	\$ -	0%	

Pump Stations / Tanks / Wells

21-07	Carter Hill Tank Improvement Project	In design	\$ 200,000	\$ 40,000	\$ 200,000	\$ -	0%	
09-18	Denniston Well Field Replacements	TBD	\$ 500,000		\$ 500,000	\$ -	0%	
23-03	CSP Fire Sprinklers	TBD	\$ 150,000		\$ 150,000	\$ -	0%	
19-05	Tanks - THM Control	Ongoing	\$ 50,000		\$ 50,000	\$ -	0%	

Water Supply Development

14-25	San Vicente/Denniston Water Supply Development	ongoing	\$ 300,000	\$ 13,783	\$ 300,000	\$ -	n/a	
17-12	Recycled Water Project Development	ongoing	\$ 100,000		\$ 100,000	\$ -	n/a	

Water Treatment Plants

20-14	Nunes Water Treatment Plant Improvement Project	Construction	\$ 3,500,000	\$ 300,000	\$ 3,500,000	\$ -	22%	Construction started August 2021; To be completed in FY 2023/2024
23-05	Sodium Hypochlorite Generator Replacement (Nunes)	TBD	\$ 200,000		\$ 200,000		0%	
23-07	Denniston Contact Clarifier Hatch Replacements	TBD	\$ 75,000		\$ 75,000		0%	

UNSCHEDULED/NEW CIP ITEMS FOR CURRENT FISCAL YEAR 2021/2022

NN-00	Unscheduled CIP		\$ 100,000		\$ 100,000	\$ -	0%	
-------	-----------------	--	------------	--	------------	------	----	--

NEW FY2022/2023 CIP TOTAL	\$ 8,205,000	\$ 357,063	\$ 8,205,000	\$ -
----------------------------------	---------------------	-------------------	---------------------	-------------

COASTSIDE COUNTY WATER DISTRICT
 CAPITAL IMPROVEMENT PROJECTS - STATUS REPORT
 FISCAL YEAR 2022/2023

7/31/2022

* Approved June 2022

Status	Approved* CIP Budget FY22/23	Actual To Date FY22/23	Projected FY22/23	Variance vs. Budget	% Completed	Project Status/ Comments
--------	------------------------------------	------------------------------	----------------------	------------------------	----------------	-----------------------------

FY2021/2022 CIP Carryover Projects

22-01	Miramontes Point Road Water Main Replacement	in design	\$ -		\$ -	\$ -	n/a	
22-05	ACCELA Planning Software	in process	\$ -		\$ -	\$ -	50%	
22-06	CSP Pump #2 Replacement (2022)	in process	\$ -	\$ 2,812	\$ -	\$ -	100%	
22-07	Alameda Ave Crossing at Medio Creek Pipeline Replacement	pre-design	\$ -		\$ -	\$ -	n/a	
22-08	WIMS Software Implementation	in process	\$ -		\$ -	\$ -	20%	

FY2021/2022 CARRYOVER PROJECTS			\$ -	\$ 2,812	\$ -	\$ -		
---------------------------------------	--	--	------	----------	------	------	--	--

Green = approved by the Board/in process

TOTAL - FY 2022/2023 CIP + PRIOR YEAR CARRYOVER			\$ 8,205,000	\$ 359,875	\$ 8,205,000	\$ -		
--	--	--	--------------	------------	--------------	------	--	--

**Legal Cost Tracking Report
12 Months At-A-Glance**

**Acct. No.5681
Patrick Miyaki - HansonBridgett, LLP
Legal**

Month	Admin (General Legal Fees)	Water Supply Develpmnt	Recycled Water	Transfer Program	CIP	LABOR & EMPLOYMENT	Election (CVRA)	Litigation	Infrastructure Project Review (Reimbursable)	TOTAL
Jul-21	3,323									3,323
Aug-21	4,701			442		2,901				8,043
Sep-21	10,969				814					11,783
Oct-21	18,804									18,804
Nov-21	9,818			943	1,739					12,500
Dec-22	5,582			755						6,337
Jan-22	13,699					1,375			751	15,825
Feb-22	15,073				4,810		237			20,120
Mar-22	9,260				1,545					10,804
Apr-22	6,554		3,081	1,185	1,140	3,081				15,040
May-22	4,986	1,580	474		295	6,597				13,932
Jun-22	18,524	2,528								21,052
TOTAL	121,291	4,108	3,555	3,323	10,342	13,953	237	0	751	157,560

**Engineer Cost Tracking Report
12 Months At-A-Glance**

**Acct. No. 5682
JAMES TETER
Engineer**

Month	Admin & Retainer	CIP	Studies and Non - CIP Project	TOTAL	Reimbursable from Projects
Aug-21	480			480	
Sep-21	480			480	
Oct-21	480			480	
Nov-21	987			987	
Dec-21	480		3,211	3,691	3,211
Jan-22	480	507	507	1,494	507
Feb-22	480	456		936	
Mar-22	480		1,014	1,494	1,014
Apr-22	480		1,859	2,339	1,859
May-22	480		2,366	2,846	2,366
Jun-22	480		1,268	1,748	1,268
Jul-22	480		1,690	2,170	1,690
TOTAL	6,267	963	11,915	19,144	11,915

Calcon T&M Projects Tracking

7/31/2022

Project No.	Name	Status	Proposal Date	Approved Date	Project Budget	Project Actual thru 6/30/22	Project Billings FY2022-2023
FY 2021-2022 Open Projects:							
	Crystal Springs Solar System Backup			12/20/2021		\$18,739.00	
	Nunes Tank Radio Solar Backup			12/20/2021		\$19,927.00	
		Open Projects - Subtotal				\$38,666.00	\$0.00
Other: Monthly Maintenance							
Tanks							
Crystal Springs Maintenance							
	Nunes Maintenance					\$	400.00
Denniston Maintenance							
	Distribution System					\$	13,836.90
Wells							
	Cellular Telemetry					\$	328.13
		Subtotal Maintenance				\$	14,565.03
		FINAL TOTAL FY 2022/2023				\$	14,565.03

EKI Environment & Water
Engineering Services Billed FY 2020-2021 to FY 2021-2023
Billed through 7/31/2022

	Contract Date	Not to Exceed Budget	Status	FY2020-2021	FY2021-2022	FY2022-2023
CIP Project Management						
Fiscal Year 2019-2020	7.29.2019	\$ 180,000.00	Complete	\$ 1,138.80		
Fiscal Year 2020-2021	8.13.2020	\$ 100,000.00	Complete	\$ 66,805.44	\$ 33,162.48	
Fiscal Year 2021-2022 - Non-Complex Main line Extension Services	10.15.2021	\$ 25,000.00	Open		\$ 10,301.46	
Fiscal Year 2021-2022 - Drought Relief Grant Application	12.2021		Complete		\$ 21,074.82	
Fiscal Year 2022-2023	4/20/2022	\$ 100,000.00	Open		\$ 5,453.76	\$ 3,843.84
Sub Total - CIP Project Management Services		\$ 405,000.00		\$ 67,944.24	\$ 69,992.52	\$ 3,843.84

Denniston Culvert Replacement-Engineering Services during Construction	18-13	7.8.2020	\$ 48,800.00	Complete	\$ 47,647.17		
Pine Willow Oak Water Main Replacement Project	18-01	7.29.2019	\$ 69,700.00	Complete	\$ 4,991.74		
Grandview/Silver/Terrace/Spindrifft Under Hwy 1 PreDesign	20-08	10.15.2019	\$ 59,600.00	Complete	\$ 40,597.27		
Grandview Water Main Replacement Project (Design, Bid Support, construction support)	20-08	7.29.2019	\$ 56,100.00	Open	\$ 5,144.36		
Grandview Crossing at Hwy 1	20-08	2.9.2021	\$ 156,500.00	Open	\$ 73,285.99	\$ 37,244.28	\$ 551.20
Pilarcitos Creek Crossing Water Main Replacement Preliminary Design	13-02	8.27.2019	\$ 104,600.00	Complete	\$ 1,226.50		
Pilarcitos Creek Crossing Water Main Replacement Design	13-02	7.14.2020	\$ 82,900.00	Open	\$ 39,340.34	\$ 31,454.78	\$ 851.24
Pilarcitos Creek Crossing Water Main Replacement Field Surveys/Land Descriptions	13-02		\$ 28,600.00	Open		\$ 20,059.82	
Highway 92 Potable Water Pipeline Replacement Project Design	14-01	7.2.2021	\$ 24,800.00	Open		\$ 18,139.94	
Miramontes Point Road Water Main Replacement	22-01	7.14.2021	\$ 116,800.00	Open		\$ 92,356.96	\$ 11,024.00
Purisima Way Water Main Replacement	14-29	10.18.2021	\$ 20,400.00	Complete	\$ 19,840.91		
Medio Crossing - Alternatives Evaluation for Pipeline Replacement		4.25.2022	\$ 21,900.00	Open		\$ 8,410.48	\$ 872.04

Total - All Services

\$ 280,177.61 \$ 297,499.69 \$ 17,142.32

COASTSIDE COUNTY WATER DISTRICT

766 MAIN STREET

HALF MOON BAY, CA 94019

MINUTES OF THE REGULAR MEETING OF THE BOARD OF DIRECTORS

Tuesday, July 12, 2022

Due to the Covid-19 pandemic, and in accordance with Assembly Bill 361, which modifies California Government Code Section 54953, the Boardroom was not open to the public for the July 12, 2022, Regular Meeting of the Board of Directors of the Coastside County Water District. The Regular Meeting was conducted remotely via teleconference.

The Public was able to participate in the public meeting by joining the meeting through the Zoom Video Conference link provided. The public was also able to join the meeting by calling a provided teleconference phone number.

- 1) **ROLL CALL** -President Bob Feldman called the meeting to order at 7:00 p.m. Participating in roll call via Zoom Video Conference: Directors Chris Mickelsen, Glenn Reynolds and Vice-President John Muller. Director Ken Coverdell was absent.

Also present: Mary Rogren, General Manager, Patrick Miyaki, Legal Counsel; James Derbin, Superintendent of Operations; Cathleen Brennan, Water Resources Analyst; Nancy Trujillo, Accounting Manager; and Lisa Sulzinger, Administrative Analyst.
- 2) **PLEDGE OF ALLEGIANCE**
- 3) **PUBLIC COMMENT** - There were no public comments
- 4) **Consider and Reaffirm Resolution 2021-06 "Making Findings Pursuant to Assembly Bill 361 That the Proclaimed State of Emergency Continues to Impact the Ability to Meet Safely in Person"**

Ms. Rogren summarized Governor Newsom's Executive Order dated back on March 4, 2020, that declared a State of Emergency to exist in California because of the threat of COVID 19. The Executive Order N-29-20 suspended certain provisions of the Ralph M. Brown Act relating to teleconferencing to allow legislative bodies to conduct meetings remotely to help protect the spread of COVID-19 and to protect the health and safety

of the public. On June 11, 2021, the Governor issued Executive Order N-08-21 which specified that Executive Order N-29-20 remain in effect through September 30, 2021.

On September 16, 2021, the Governor signed Assembly Bill (AB361) into law to allow legislative bodies to continue to meet remotely during a proclaimed State of Emergency after September 30, 2021. On October 8, 2021, the Board adopted Resolution 2021-06. Per AB361, the Board will need to consider and reaffirm the findings of Resolution 2021-06 monthly proclaiming that the State of Emergency continues to impact the ability of members to meet safely in person, and state or local officials continue to impose or recommend measures to promote social distancing.

ON MOTION BY Director Reynolds and seconded by Vice President Muller, the Board voted by roll call vote to Reaffirm Resolution 2021-06 "Making Findings Pursuant to Assembly Bill 361 That the Proclaimed State of Emergency Continues to Impact the Ability to Meet Safely in Person":

Director Coverdell	Absent
Director Mickelsen	Aye
Director Reynolds	Aye
Vice-President Muller	Aye
President Feldman	Aye

5) CONSENT CALENDAR

- A. Approval of disbursements for the month ending June 30, 2022:
Claims: \$ 1,499,782.04; Payroll: \$ 182,533.11 for a total of \$ 1,682,315.15
June 2022 Monthly Financial Claims reviewed and approved by Director Muller
- B. Acceptance of Financial Reports
- C. Approval of Minutes of June 14, 2022, Regular Board of Directors Meeting
- D. Installed Water Connection Capacity and Water Meters Report
- E. Total CCWD Production Report
- F. CCWD Monthly Sales by Category Report June 2022
- G. Monthly Planned Plant or Tank Discharge and New Water Line Flushing Report
- H. Monthly Rainfall Reports
- I. Notice of Completion - Denniston Road Storm Damage Repairs Project

ON MOTION BY Vice President Muller and seconded by Director Reynolds, the Board voted by roll call vote to approve the Consent Calendar:

Director Coverdell	Absent
Director Mickelsen	Aye
Director Reynolds	Aye
Vice-President Muller	Aye
President Feldman	Aye

6) **MEETINGS ATTENDED / DIRECTOR COMMENTS**

There were no meetings reported.

7) **GENERAL BUSINESS**

A. Fiscal 2021-2022 Year-End Financial Results-Preliminary

Ms. Rogren summarized the preliminary results of the Fiscal Year ending June 30, 2022. She reviewed key revenue and expense highlights, capital improvement plan spending, and cash reserve balances.

B. Nunes Water Treatment Plant Upgrades Project Update #11

Mr. Derbin gave an update on the progress made at the Nunes Water Treatment Plant during June 2022. Due to supply chain issues, the contractor will pause work for 3-4 months until the new valves and remaining equipment arrive. Consequently, the estimated completion date is extended to January 2024.

C. 75th Anniversary Preparation

Ms. Rogren summarized the program for the District's 75th Anniversary celebration to be held on July 19th.

8) **MONTHLY INFORMATIONAL REPORTS**

A. General Manager's Report

Ms. Rogren reported she received notices from the Deputy Controller of the County of San Mateo and the California Special Districts Association (CSDA) that the County of San Mateo will continue to distribute excess ERAF (Educational Revenue Augmentation Fund) to special districts consistent with the County's past interpretation and practices.

B. Superintendent of Operations Report

Mr. Derbin summarized the Operation Highlights for the month of June 2022.

C. Water Resources Report

Ms. Brennan reported that the 2021 Consumer Confidence Report (CCR) Annual Water Quality Report has been published and posted. The drinking water

delivered to the District's customers met all U.S. EPA and California drinking water health standards in calendar year 2021. A postcard was mailed out to the District's customers by July 1, 2022 with a direct link to the CCR on the District's website. Customers can also call the District's office and a copy of the report will be mailed to them.

9) DIRECTOR AGENDA ITEMS - REQUESTS FOR FUTURE BOARD MEETINGS

There were no requests for future agenda items.

10) CLOSED SESSION

A) Pursuant to California Government Code Section 54956.9(d)(2)
Conference with Legal Counsel - Anticipated Litigation
Significant Exposure to Litigation
One Potential Case

11) RECONVENE TO OPEN SESSION

Mr. Miyaki reported that there was no action taken in closed session

12) ADJOURNMENT - Board Meeting Adjourned at 7:50 p.m.

Mary Rogren, General Manager
Secretary to the District

Robert Feldman, President
Board of Directors

**COASTSIDE COUNTY WATER DISTRICT
Installed Water Connection Capacity & Water Meters**

FY 2022 / 2023

Installed Water Meters	July	Aug	Sept	Oct	Nov	Dec	Jan	Feb	Mar	Apr	May	Jun	Total
HMB Non-Priority													
0.5" capacity increase													
5/8" meter	1												1
3/4" meter													
1" meter													
1 1/2" meter													
2" meter													
3" meter													
HMB Priority													
0.5" capacity increase													
5/8" meter													
3/4" meter													
1" meter													
1 1/2" meter													
2" meter													
County Non-Priority													
0.5" capacity increase													
5/8" meter													
3/4" meter													
1" meter													
County Priority													
5/8" meter													
3/4" meter													
1" meter													
1.5" meter													
Totals	1	0	0	0	0	0	0	0	0	0	0	0	1

5/8" meter = 1.0 connection
 3/4" meter = 1.5 connections
 1" meter = 2.5 connections
 1.5" meter = 5.0 connections
 2" meter = 8 connections
 3" meter = 17.5 connections

FY 2020 Capacity (5/8" connection equivalents)	July	Aug	Sept	Oct	Nov	Dec	Jan	Feb	Mar	Apr	May	Jun	Totals
HMB Non-Priority	1												1
HMB Priority													
County Non-Priority													
County Priority													
Total	1												1

TOTAL CCWD PRODUCTION (MG) ALL SOURCES- FY 2023

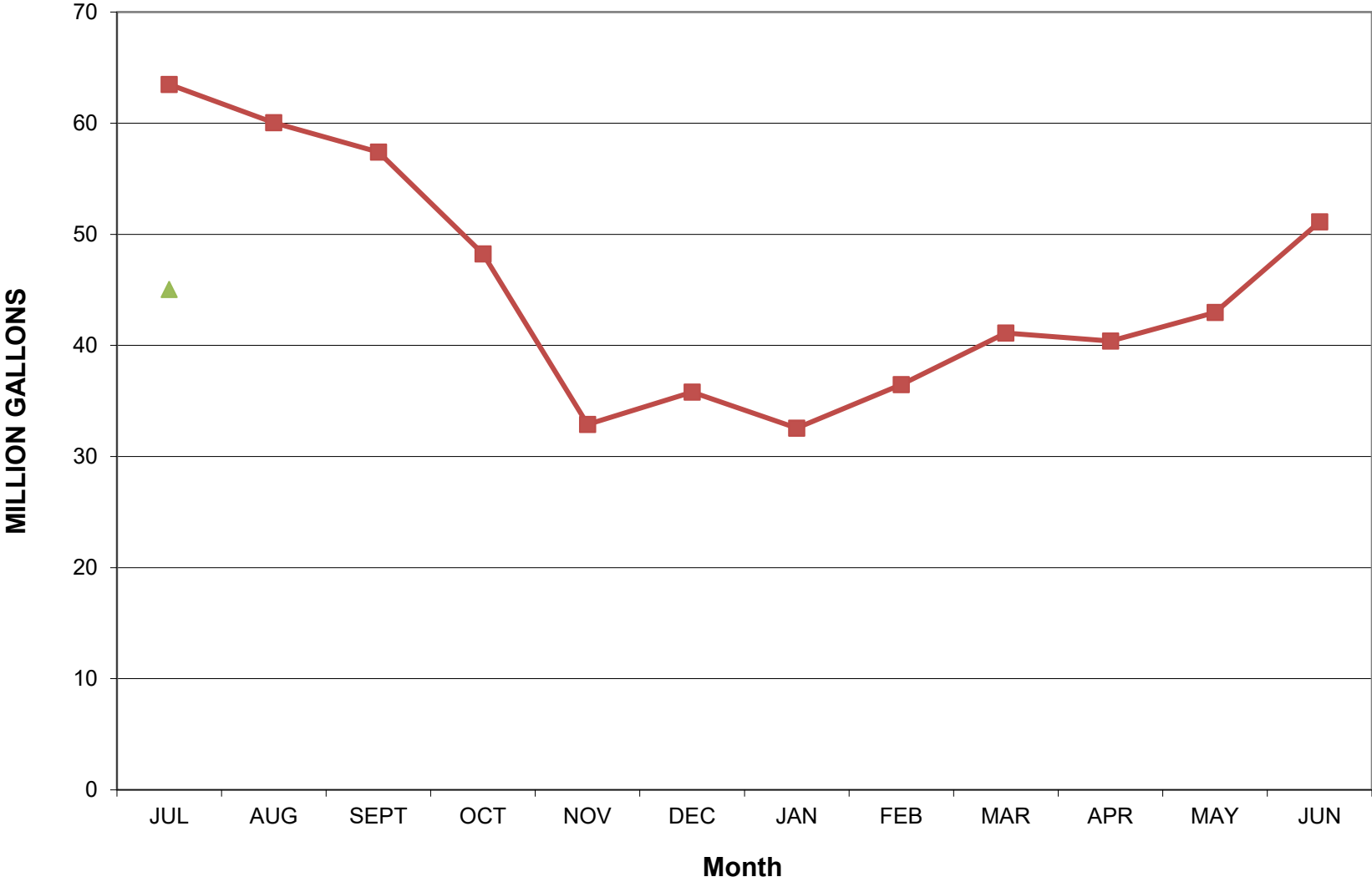
	CCWD Sources			SFPUC Sources		RAW WATER TOTAL	UNMETERED WATER	TREATED TOTAL
	DENNISTON WELLS	DENNISTON RESERVOIR	PILARCITOS WELLS	PILARCITOS LAKE	CRYSTAL SPRINGS RESERVOIR			
JUL	1.92	6.25	0.00	39.07	0.42	47.66	2.63	45.03
AUG								
SEPT								
OCT								
NOV								
DEC								
JAN								
FEB								
MAR								
APR								
MAY								
JUN								
TOTAL	1.92	6.25	0.00	39.07	0.42	47.66	2.63	45.03
% MONTHLY TOTAL	4.0%	13.1%	0.0%	82.0%	0.9%	100.0%	5.5%	94.5%
% ANNUAL TO DATE TOTAL	4.0%	13.1%	0.0%	82.0%	0.9%	100.0%	5.5%	94.5%

CCWD vs SFPUC- month 17.1%
 CCWD vs SFPUC- annual 17.1%

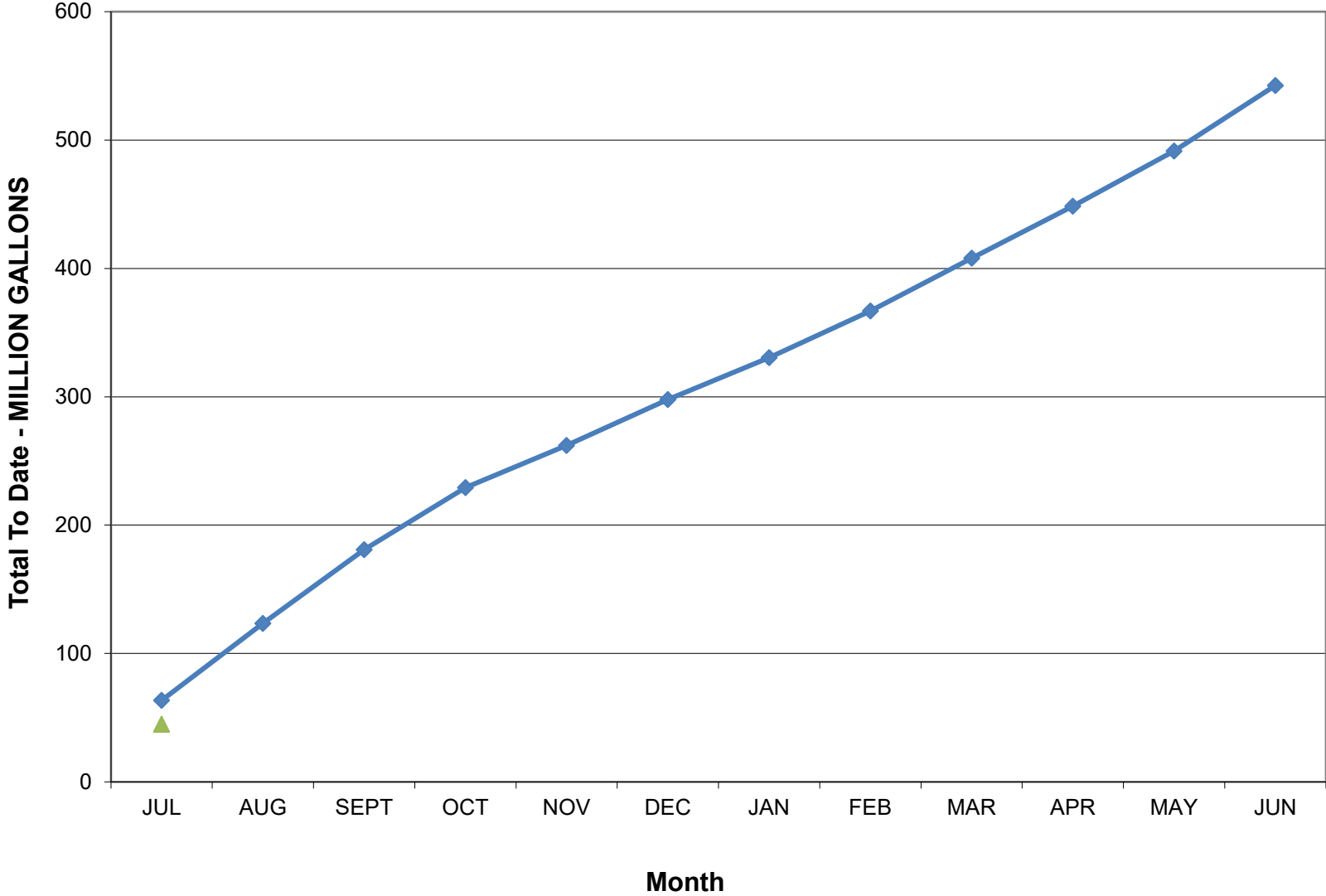
12 Month Running Treated Total 491.15
TOTAL CCWD PRODUCTION (MG) ALL SOURCES- FY 2022

	CCWD Sources			SFPUC Sources		RAW WATER TOTAL	UNMETERED WATER	TREATED TOTAL
	DENNISTON WELLS	DENNISTON RESERVOIR	PILARCITOS WELLS	PILARCITOS LAKE	CRYSTAL SPRINGS RESERVOIR			
JUL	0.00	0.00	0.00	0.00	65.93	65.93	2.44	63.49
AUG	0.00	0.00	0.00	0.00	61.90	61.90	1.86	60.04
SEPT	0.00	0.00	0.00	0.00	59.74	59.74	2.34	57.40
OCT	0.53	1.57	0.00	3.69	44.32	50.11	1.87	48.24
NOV	1.62	17.20	9.78	0.00	7.87	36.47	3.58	32.89
DEC	0.69	5.75	21.2	0.00	10.80	38.44	2.64	35.80
JAN	0.00	7.62	24.44	0.00	3.16	35.22	2.66	32.56
FEB	0.00	14.10	21.88	0.00	3.63	39.61	3.13	36.48
MAR	0.00	14.97	24.71	0.00	5.16	44.84	3.72	41.12
APR	2.33	23.27	0.00	9.22	9.25	44.07	3.68	40.39
MAY	2.15	19.30	0.00	22.75	2.61	46.81	3.84	42.97
JUN	1.91	12.20	0.00	35.05	5.04	54.20	3.08	51.12
TOTAL	9.23	115.98	102.01	70.71	279.41	577.34	34.84	542.50
% TOTAL	1.6%	20.1%	17.7%	12.2%	48.4%	100.0%	6.0%	94.0%

Monthly Production FY 21 vs FY 22



Cumulative Production FY22 vs FY23



**Coastside County Water District Monthly Sales By Category (MG)
FY2023**

	JUL	AUG	SEPT	OCT	NOV	DEC	JAN	FEB	MAR	APR	MAY	JUN	MG to Date
RESIDENTIAL	26.06												26.06
COMMERCIAL	2.49												2.49
RESTAURANT	1.67												1.67
HOTELS/MOTELS	2.39												2.39
SCHOOLS	0.59												0.59
MULTI DWELL	2.57												2.57
BEACHES/PARKS	0.74												0.74
AGRICULTURE	4.96												4.96
RECREATIONAL	0.22												0.22
MARINE	0.51												0.51
RES. IRRIGATION	1.22												1.22
DETECTOR CHECKS	0.00												0.00
NON-RES. IRRIGATION	3.53												3.53
RAW WATER	3.69												3.69
PORTABLE METERS	0.27												0.27
CONSTRUCTION	0.35												0.35
TOTAL - MG	51.27	0.00	0.00	0.00	0.00	0.00	0.00	0.00	0.00	0.00	0.00	0.00	51.27

Non Residential Usage 25.21 0.00 0.00 0.00 0.00 0.00 0.00 0.00 0.00 0.00 0.00 0.00

Running 12 Month Total 552.95

12 mo Residential **287.23**

12 mo Non Residential **265.71**

FY2022

	JUL	AUG	SEPT	OCT	NOV	DEC	JAN	FEB	MAR	APR	MAY	JUN	MG to Date
RESIDENTIAL	29.63	28.15	28.29	26.89	20.43	20.84	20.63	21.31	23.16	23.02	23.86	24.60	290.81
COMMERCIAL	3.00	2.96	2.91	2.96	2.27	2.30	2.01	2.22	2.36	2.37	2.44	2.40	30.19
RESTAURANT	1.52	1.36	1.33	1.38	1.30	1.19	1.15	1.24	1.38	1.52	1.48	1.51	16.36
HOTELS/MOTELS	2.73	2.90	2.39	2.46	2.04	1.81	1.75	1.65	2.05	2.24	2.17	2.26	26.45
SCHOOLS	0.70	0.63	0.81	0.54	0.26	0.35	0.25	0.38	0.44	0.33	0.47	0.53	5.69
MULTI DWELL	2.60	2.50	2.59	2.71	2.32	2.34	2.42	2.30	2.43	2.41	2.45	2.40	29.49
BEACHES/PARKS	0.68	0.79	0.64	0.69	0.21	0.19	0.18	0.42	0.46	0.35	0.47	0.52	5.59
AGRICULTURE	6.54	5.54	6.40	7.01	5.65	4.86	4.58	5.96	7.79	4.27	5.01	6.39	70.00
RECREATIONAL	0.23	0.21	0.21	0.22	0.18	0.17	0.15	0.16	0.18	0.19	0.19	0.20	2.29
MARINE	0.59	0.51	0.45	0.43	0.35	0.40	0.56	0.44	0.41	0.33	0.53	0.48	5.48
RES. IRRIGATION	1.40	1.51	1.50	1.15	0.27	0.30	0.08	0.64	1.09	0.81	0.89	1.09	10.73
DETECTOR CHECKS	0.01	0.01	0.01	0.00	0.00	0.01	0.01	0.01	0.02	0.02	0.00	0.00	0.10
NON-RES. IRRIGATION	4.05	5.39	5.06	0.50	0.23	0.32	0.19	0.31	0.35	0.26	0.38	4.88	21.92
RAW WATER	7.74	7.11	7.52	8.01	1.03	0.99	0.00	1.96	2.84	3.97	0.66	0.61	42.43
PORTABLE METERS	0.19	0.30	0.34	0.27	0.12	0.08	0.04	0.15	0.14	0.15	0.15	0.26	2.19
CONSTRUCTION	0.33	0.30	0.33	0.34	0.30	0.28	0.30	0.31	0.35	0.35	0.33	0.34	3.85
TOTAL - MG	61.92	60.17	60.78	55.55	36.97	36.43	34.31	39.48	45.44	42.59	41.47	48.48	563.59

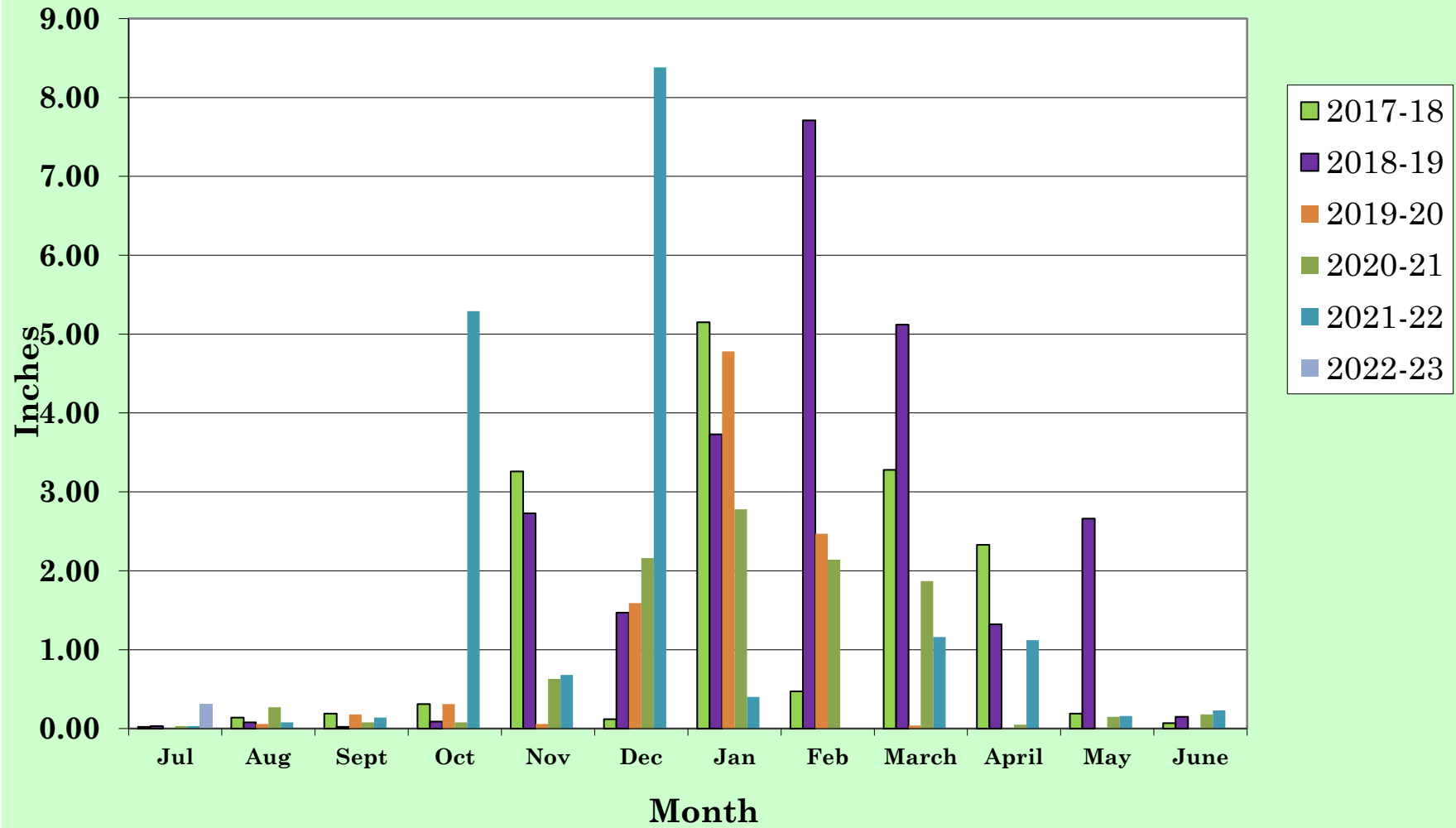
MONTH Jul-22						
Coastside County Water District Monthly Discharge Report						
EMERGENCY MAIN AND SERVICE REPAIRS						
	Date Reported Discovered	Date Repaired	Location	Pipe Class	Pipe Size & Type	Estimated Water Loss (MG)
1						
2						
3						
4						
5						
6						
7						
8						
Totals						0.0000

OTHER DISCHARGES	
Total Volumes (MG)	
Flushing Program	0.005
Reservoir Cleaning	
Automatic Blowoffs	0.224
Dewatering Operations	
Other (includes flow testing)	0.030
DISCHARGES GRAND TOTAL (MG)	
0.259	

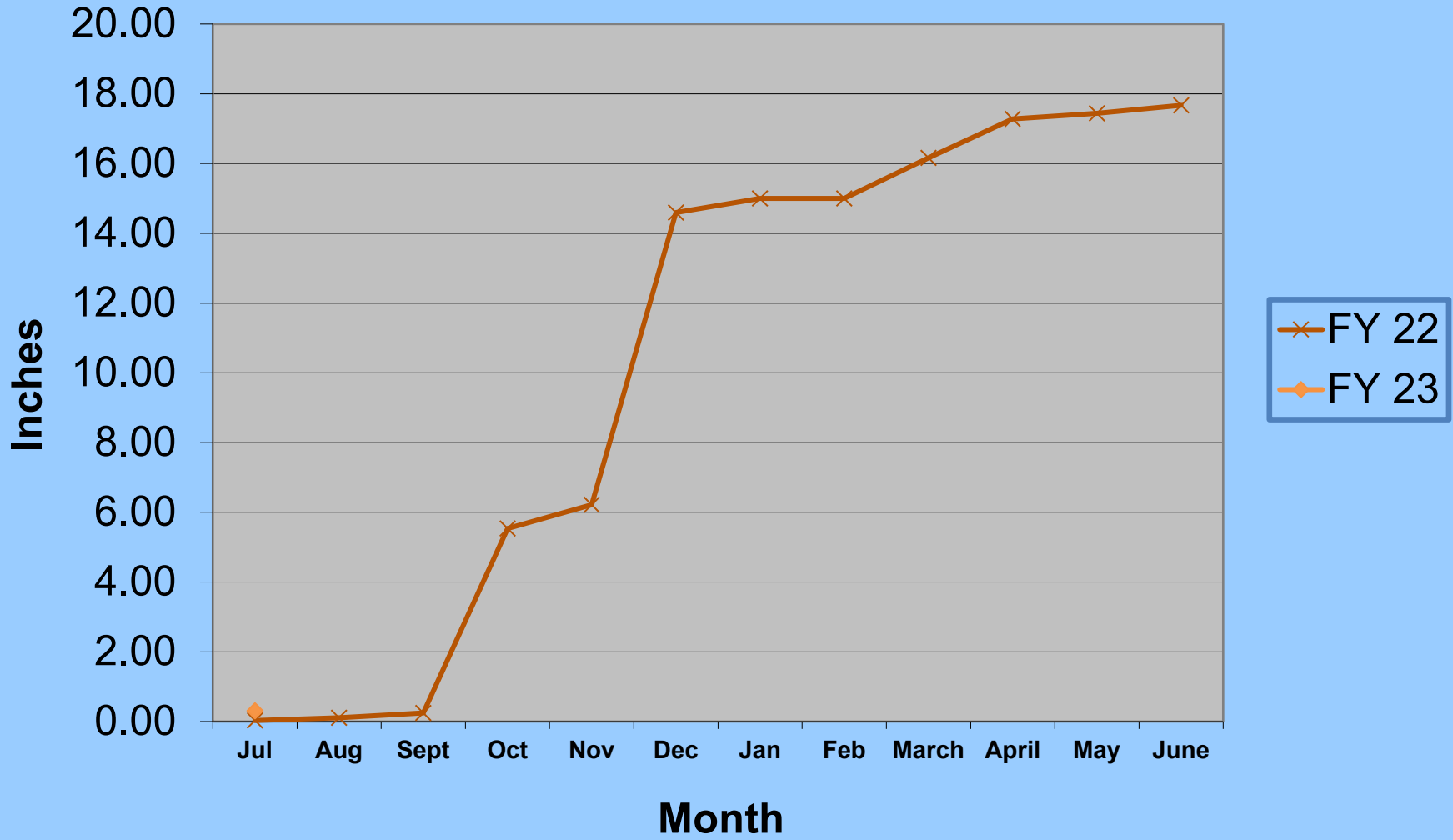
Coastside County Water District

Rainfall by Month

Fiscal Years 18 - 23



Rainfall Total Comparison Fiscal Years 22-23



San Francisco Public Utilities Commission Hydrological Conditions Report June 2022

J. Chester, C. Graham, N. Waelty, H. Forrester July 5, 2022



Hetch Hetchy Reservoir filled and began spilling on May 28; spill ended on June 18 (upper left). Hetch Hetchy Water and Power (HHWP) successfully made spring releases from O'Shaughnessy Dam to achieve Upper Tuolumne River Ecosystem Program wetland inundation goals during May 11 – 12 (upper right, lower left, lower right).

System Storage

Current Tuolumne System and Local Bay Area storage conditions are summarized in Table 1.

Table 1 Current System Storage as of July 1, 2022							
	Current Storage		Maximum Storage		Available Capacity		Percentage of Maximum Storage
	acre-feet	millions of gallons	acre-feet	millions of gallons	acre-feet	millions of gallons	
Tuolumne System							
Hetch Hetchy Reservoir ¹	356,420		360,360		3,940		99%
Cherry Reservoir ²	264,240		273,345		9,105		97%
Lake Eleanor ³	26,436		27,100		664		98%
Water Bank	228,264		570,000		341,736		40%
Tuolumne Storage	875,360		1,230,805		355,445		71%
Local Bay Area Storage							
Calaveras Reservoir	61,043	19,891	96,824	31,550	35,780	11,659	63%
San Antonio Reservoir	47,170	15,370	52,506	17,109	5,336	1,739	90%
Crystal Springs Reservoir	50,727	16,529	58,377	19,022	7,650	2,493	87%
San Andreas Reservoir	13,851	4,513	18,996	6,190	5,145	1,677	73%
Pilarcitos Reservoir	2,718	886	2,995	976	276	90	91%
Total Local Storage	175,510	57,190	229,697	74,847	54,188	17,657	76%
Total System	1,050,870		1,460,502		409,633		72%

¹ Maximum Hetch Hetchy Reservoir storage with drum gates activated.

² Maximum Cherry Reservoir storage with flash-boards in.

³ Maximum Lake Eleanor storage with flash-boards in.

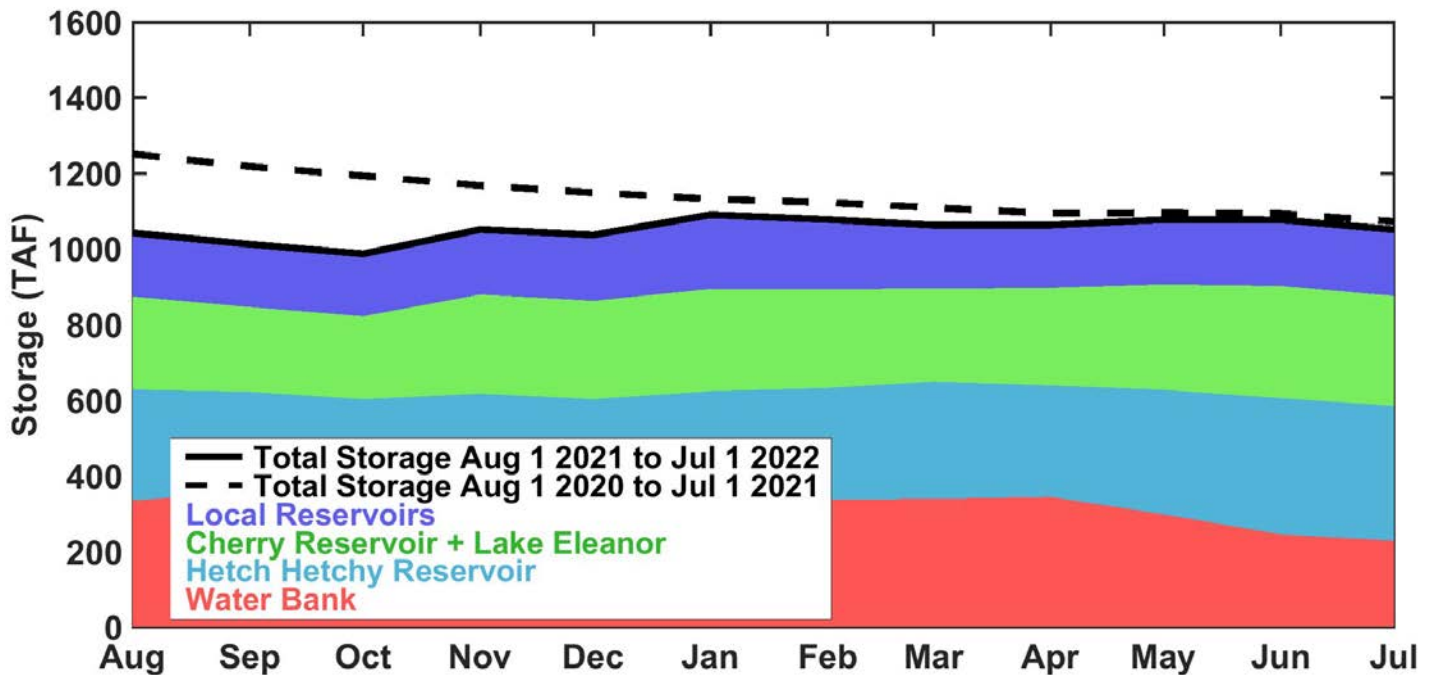


Figure 1: System storage for past 12 months. Color bands show contributions to total system storage. Solid black line shows total system storage for the past 12 months. Dashed black line shows total system storage the previous 12 months.

Hetch Hetchy System Precipitation Index

Current Month: The June 2022 six-station precipitation index was 0.09 inches, or 33% of the median long-term index for the month.

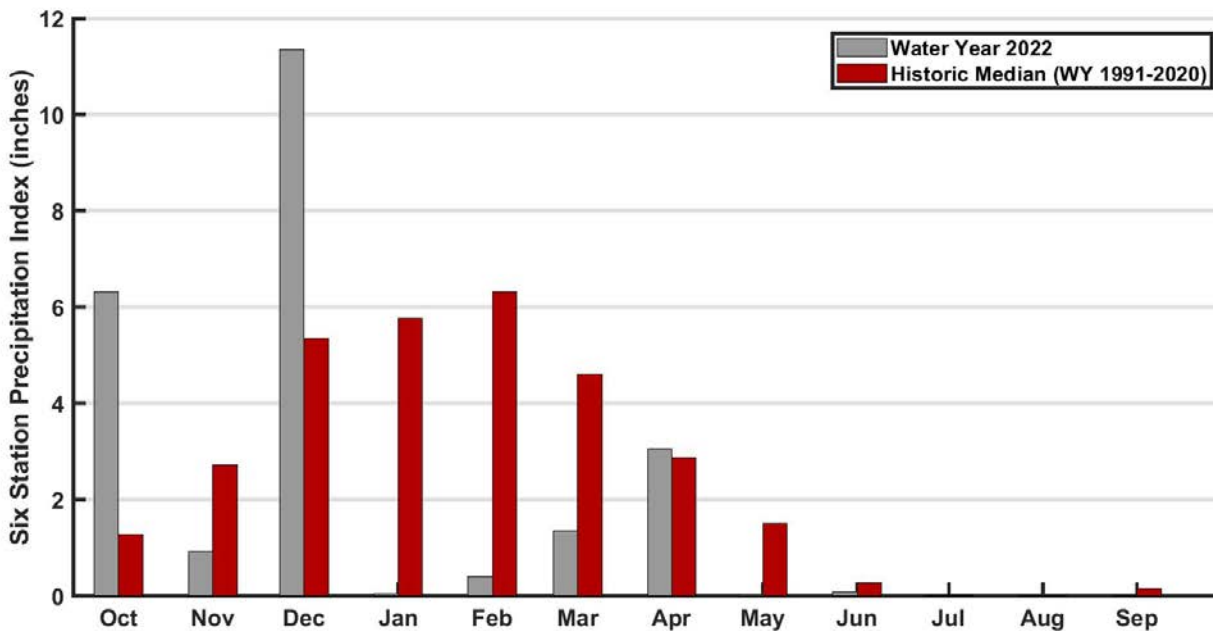


Figure 2: Monthly distribution of the six-station precipitation index relative to the monthly precipitation medians. The precipitation index is computed as the average of six Sierra precipitation stations and is an indicator of the overall basin wetness.

Cumulative Precipitation to Date: As of July 1, the six-station precipitation index for Water Year (WY) 2022 was 23.61 inches, which is 76% of the median annual total and 77% of median to-date. The Hetch Hetchy Weather Station received 0.04 inches of precipitation in June resulting in a total of 23.99 inches for WY 2022, or 71% of median to-date. The cumulative WY 2022 Hetch Hetchy precipitation is shown in Figure 3 in red.

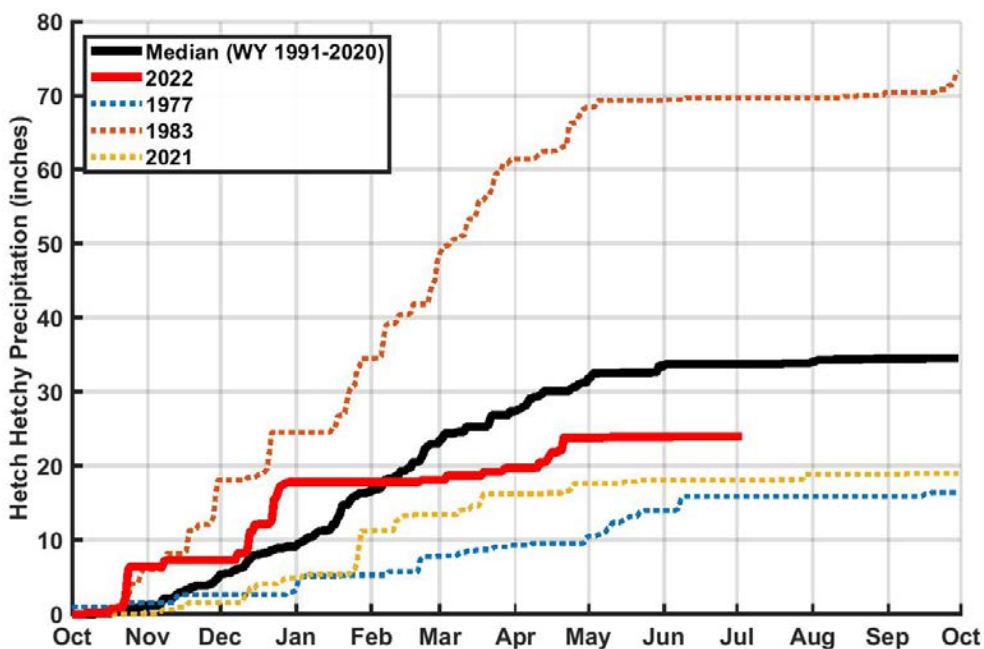


Figure 3: Water Year 2022 cumulative precipitation measured at Hetch Hetchy Weather Station. Median cumulative precipitation measured at Hetch Hetchy Weather Station and example wet and dry years are included with Water Year 2021 for comparison purposes.

Tuolumne Basin Unimpaired Inflow

Unimpaired inflow to SFPUC reservoirs and the Tuolumne River at La Grange for June 2022 and the water year to date is summarized below in Table 2.

Table 2. Calculated Reservoir Inflows and Water Available to City								
* All flows are in acre-feet	June 2022				October 1, 2021 through June 30, 2022			
	Observed Flow	Median ¹	Mean ¹	Percent of Mean	Observed Flow	Median ¹	Mean ¹	Percent of Mean
Inflow to Hetch Hetchy Reservoir	55,876	181,026	202,116	28%	484,184	668,477	667,966	72%
Inflow to Cherry Lake and Lake Eleanor	18,052	68,110	87,914	21%	340,643	454,997	470,725	72%
Tuolumne River at LaGrange	84,865	293,374	342,626	25%	1,090,265	1,590,856	1,770,381	62%
Water Available to City	0	135,606	196,319	0%	201,328	578,466	807,406	25%

¹Hydrologic Record: 1991-2020

Hetch Hetchy System Operations

Water deliveries via the San Joaquin Pipeline were 248 MGD for the month of June.

Hetch Hetchy Reservoir power draft, stream releases, and spill during the month totaled 59,823 acre-feet. Hetch Hetchy Reservoir minimum instream release requirements for June were 110 – 174 cfs. Total precipitation for Water Year 2022, as of July 1, has resulted in a Water Year Type B for Hetch Hetchy Reservoir. Hetch Hetchy Reservoir instream releases for July are 110 cfs.

Cherry Reservoir valve and power draft releases totaled 22,612 acre-feet for the month of June and were used to maintain seasonal target elevations. The required minimum instream release from Cherry Reservoir for June was 5 cfs and increased to 15 cfs on July 1. Lake Eleanor required release for June was 20 cfs and will remain at that rate until September 15.

Regional System Treatment Plant Production

The Harry Tracy Water Treatment Plant average production rate for June was 30 MGD. The Sunol Valley Water Treatment Plant was in standby for the month, there was 0 MGD production.

Regional System Water Delivery

The average June delivery rate was 215 MGD, which is a 6% increase over the May delivery rate of 203 MGD.

Local Precipitation

The rainfall summary for June 2022 is presented in Table 3.

Weather Station Location	June		October 1, 2021 through June 30, 2022	
	Total (inches)	Percent of Mean for the Month	Total (inches)	Percent of Mean for the Year-To-Date
Pilarcitos Reservoir	0.59	492%	42.98	128%
Lower Crystal Springs Reservoir	0.20	333%	23.11	105%
Calaveras Reservoir	0.03	300%	15.49	86%

*Mean Period = WY 1991-2020

Snowpack, Water Supply and Planned Water Supply Management

Due to high carry over storage and conservative water resource management, all three upcountry reservoirs were nearly full as of July 1, 2022. Hetch Hetchy Reservoir, Cherry Reservoir and Lake Eleanor are drafting as current and forecasted inflows are less than minimum instream releases, SJPL deliveries, and recreational releases.

Hetch Hetchy Reservoir is drafting via SJPL deliveries and minimum instream releases. Cherry Reservoir is drafting via scheduled recreational releases at Holm Powerhouse and minimum instream releases. Lake Eleanor is drafting via minimum instream release. The Cherry-Eleanor Pumps are deactivated for the season. As of July 1, Water Bank has begun crediting as upcountry reservoir releases and Holm Powerhouse powerdraft exceed inflows.

As of July 1, there has been 201,328 acre-feet of water available to the city (Figure 5).

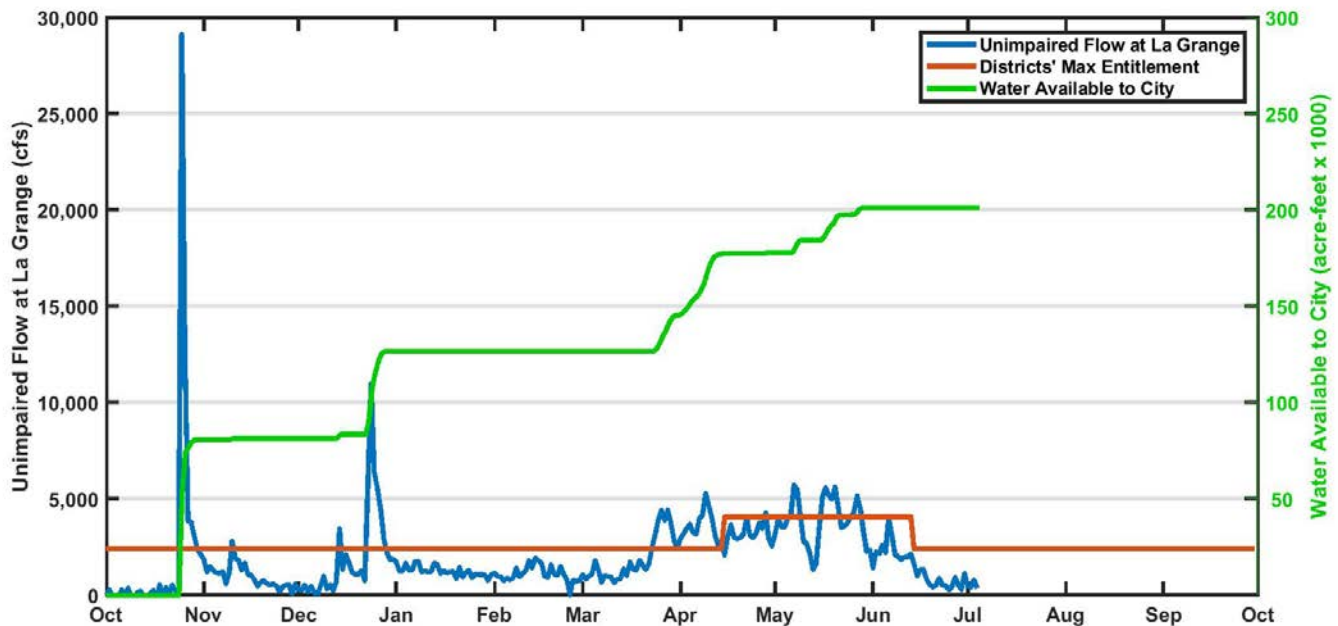


Figure 5: Calculated unimpaired flow at La Grange and the allocation of flows between the Districts and the City.

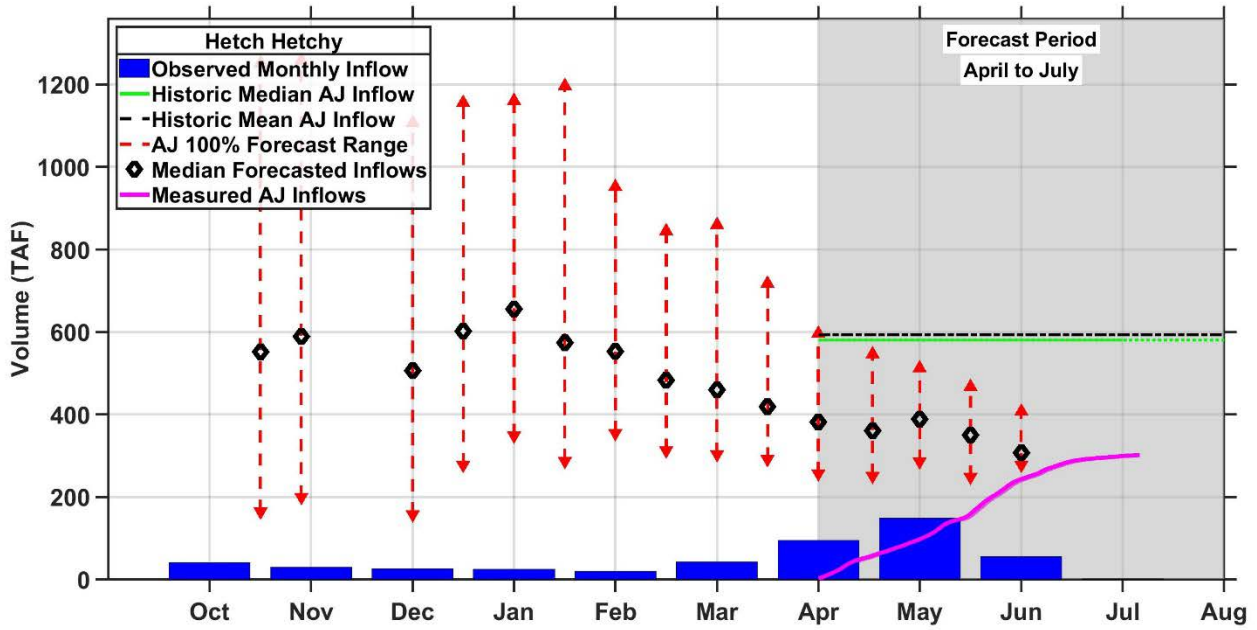


Figure 6: Water Supply Forecast Model of runoff (April to July) on the Tuolumne River at La Grange. This model is driven by precipitation from October to February, and by snow survey data and inflows from February through September. The forecast range decreases as time passes due to reduced potential future precipitation.

STAFF REPORT

To: Coastside County Water District Board of Directors

From: Mary Rogren, General Manager

Agenda: August 9, 2022

Date: August 5, 2022

Subject: Waive the Procedural Requirements for Sealed Competitive Bids and Authorize the General Manager to Procure a 2022 Model Ford Ranger Truck from James Ford Inc.

Recommendation:

Waive the procedural requirements for sealed competitive bids and authorize the General Manager to procure a 2022 Ford Ranger truck for \$32,690 from James Ford Inc.

Background:

As part of the Capital Improvement Program, the District budgeted for a new vehicle in FY 2022-2023.

In past years, the District has participated in the Ford Government fleet concession pricing program. Ford has suspended this program while new vehicles are in short supply. Requests for bids were sent out to three different local Ford dealerships.

James Ford in Half Moon Bay was the only responsive bidder on a 2022 Ford Ranger 4x4. The other two dealerships were unable to bid on 2022 Rangers and could only bid on 2023 Rangers. The 2023 Rangers are expected to be 24 months out. James Ford already ordered a 2022 Ranger in anticipation of the manufacturing delays and has offered it to the District. Staff recommends the District purchase the 2022 Ford Ranger now from James Ford.

Fiscal Impact:

The District's FY2022-2023 Capital Improvement Program includes \$40,000 for the purchase of a new vehicle.

STAFF REPORT

To: Coastside County Water District Board of Directors

From: Mary Rogren, General Manager

Agenda: August 9, 2022

Report

Date: August 5, 2022

Subject: Nominate Director Chris Mickelsen to Serve as Alternate Special District Member on San Mateo LAFCo

Recommendation:

Nominate Director Chris Mickelsen to serve as Alternate Special District Member on San Mateo LAFCo pursuant to Government Code Section 56332.

Background:

The San Mateo County LAFCo has recently opened the nomination period for the Independent Special District Selection Committee to fill the independent special district Alternate Member position expiring May 2024. This alternate member position is currently vacant, as the previous Alternate Member, Kati Martin (from the San Mateo County Mosquito & Vector Control District), was appointed to a Regular Member position in June 2022.

Nominations for the alternate member must be submitted in writing by the Special District President and must be received by LAFCo by 5:00 PM on August 26, 2022.

Director Mickelsen has expressed interest to be nominated for the Alternate Special District Member on San Mateo LAFCo.



LOCAL AGENCY FORMATION COMMISSION

455 COUNTY CENTER, 2ND FLOOR • REDWOOD CITY, CA 94063-1663 • PHONE (650) 363-4224 • FAX (650) 363-4849

Please forward to Board President

July 25, 2022

To: Presiding Officers/Board Presidents
Independent Special Districts, San Mateo County

Subject: Call for Nominations: Special District Selection Committee Mail Ballot to Elect Alternate Special District Member on San Mateo LAFCo Pursuant to Government Code Section 56332

As you know, San Mateo LAFCo is comprised of two county supervisor members appointed by the Board of Supervisors, two city council members appointed by the City Selection Committee (also known as the Council of Mayors), two special district members selected by the Special Districts Selection Committee (comprised of the presiding officers of the independent special districts), and one public member appointed by the six members of the Commission. An alternate for each type of membership is also selected in the same manner as regular members. Terms are four years ending on the first Monday in May and members serve until reappointed or their successor is appointed. Government Code Section 56332 directs that the LAFCo Executive Officer shall call a meeting or provide for mail ballot to appoint independent special district members to LAFCo to fill vacancies or expiring terms.

The purpose of this letter is to open the nomination period for the Independent Special District Selection Committee (SDSC) to fill the independent special district **Alternate Member position expiring May 2024**. This alternate member position is currently vacant, as the previous Alternate Member, Kati Martin, was appointed to a Regular Member position in June 2022.

In this case, it has been determined that the nomination and election of the alternate special district member shall be held by mail-in ballot processes. For the nomination period, LAFCo will accept written nominations on your district's letterhead signed by your board president or board-appointed alternate for the regular member position. No board action is necessary unless your board president is not able to participate.

Nominations for the alternate member may only be submitted in writing via mail, fax or e-mail and with the signature of the Special District President/Chair (or board-appointed alternate board member) and must be received by LAFCo **by 5:00 p.m. August 26, 2022**.

Once the nomination period is closed, the LAFCo Executive Officer will distribute a notice and mail ballots, requesting return of the ballot no later than 21 days from the date of the notice. Section 56332(c)(2) provides for distribution of mail ballots by certified mail or by electronic

COMMISSIONERS: MIKE O'NEILL, CHAIR, CITY ▪ ANN DRAPER, VICE CHAIR, PUBLIC ▪ HARVEY RARBACK, CITY ▪ DON HORSLEY, COUNTY
▪ WARREN SLOCUM, COUNTY ▪ KATI MARTIN, SPECIAL DISTRICT ▪ RIC LOHMAN, SPECIAL DISTRICT

ALTERNATES: VACANT, SPECIAL DISTRICT ▪ DIANA REDDY, CITY ▪ JAMES O'NEILL, PUBLIC ▪ DAVE PINE, COUNTY

STAFF: ROB BARTOLI, EXECUTIVE OFFICER ▪ TIM FOX, LEGAL COUNSEL ▪ ANGELA MONTES, CLERK

mail with the consent of the district. For both expediency and cost savings it is hoped that districts will consent to distribution of the ballots by electronic mail. To this end, it is requested that your District return the attached "Authorization to transmit the LAFCo Special District Member Ballot by Electronic Mail" and provide LAFCo with the desired email address for distribution of the ballot.

In summary, nominations are now open for the independent special district Alternative Member position with term ending May 2024 and we need your district's authorization to transmit an election ballot via email.

Board presidents or board-appointed alternates are requested to complete the following two steps:

1. Submit written nominations for the Alternate Special District LAFCo member on your district's letterhead with your signature or that of a board-appointed alternate.
2. Complete and submit the "Authorization to transmit the LAFCo Special District Member Mail Ballot by Electronic Mail."

You must return your authorization form and all nominations to LAFCo no later than 5:00 pm, Friday, August 26, 2022.

If you have questions concerning this process, please contact me directly.

Sincerely,

Rob Bartoli
Executive Officer

Attachment: Authorization Form

San Mateo LAFCo Fact Sheet

Distribution: Presiding Officers of Independent Special Districts in San Mateo County



Rob Bartoli, Executive Officer
 rbartoli@smcgov.org
 www.sanmateolafco.org

Purpose of LAFCo

Created by the California legislature in 1963, LAFCo is a State-mandated, independent commission with countywide jurisdiction over changes in organization and boundaries of cities and special districts including annexations, detachments, incorporations, and formations. As required by State law, LAFCo adopts a net operating budget, which is apportioned in thirds to the County of San Mateo, the 20 cities in the County, and 21 of the 22 independent special districts; the majority of the Midpeninsula Regional Open Space District territory is located in Santa Clara County and the District is under the funding mandate for Santa Clara LAFCo.

The Commission has responsibility in the following areas affecting local government in the County:

1. To discourage urban sprawl and encourage the orderly growth and development of local government agencies;
2. To prevent premature conversion of agricultural and open space lands;
3. To review, approve, or disapprove proposals for changes in the boundaries and organization of the 20 cities, 22 independent special districts, and 33 active County-governed special districts, plus incorporations of cities and formations of special districts;
4. To conduct municipal service reviews and establish and periodically update spheres of influence – future boundary, organization, and service plans – for the County, cities, and special districts; and
5. To perform and assist in studies of local government agencies with the goal of improving efficiency and reducing costs of providing urban services.

Commission Roster

The Commission is made up of two members of the County Board of Supervisors, two members of city councils from cities in the County, two board members of independent special districts in the County, a public member, and four alternate members (County, city, special district, and public). The Commission contracts with the County of San Mateo for staff, facilities, and legal counsel. The Executive Officer serves in the administrative capacity, which includes staff review of each proposal, sphere of influence studies, and assistance to local agencies and the public.

Commissioner	Member Type	Term Expires
Mike O'Neill, Chair	City	May 2026
Ann Draper, Vice Chair	Public	May 2026
Harvey Rarback	City	May 2025
Don Horsley	County	May 2022
Kati Martin	Special District	May 2026
Warren Slocum	County	May 2024
Ric Lohman	Special District	May 2024
Vacant	Alternate Special District	May 2024
Diana Reddy	Alternate City	May 2023
James O'Neill	Alternate Public	May 2026
Dave Pine	Alternate County	May 2024

Commission Meetings

1. LAFCo meetings are held on the third Wednesday of odd-numbered months (January, March, May, July, September, November) at 2:30 pm in the Board of Supervisors' Chambers at the Hall of Justice, 400 County Center, Redwood City. Extra meetings may be held as needed.
2. If an agenda item is of interest to you, the Chair will call for comments from the audience when the item is ready for discussion. Please complete a speaker slip available on the table in the foyer and give it to the Commission Clerk to assist the Chair in organizing the progress of the hearing.
3. When addressing the Commission, please proceed to the microphone and state your name, the organization you are representing, or your city of residence for the Clerk.

Independent Special Districts in San Mateo County as of 4/25/22
For Purposes of voting for Special District Members on LAFCo

Bayshore Sanitary District
Broadmoor Police Protection District
Coastside County Water District
Coastside Fire Protection District
Colma Fire Protection District
East Palo Alto Sanitary District
Granada Community Services District
Highlands Recreation District
Ladera Recreation District
Menlo Park Fire Protection District
MidPeninsula County Water District
Montara Water and Sanitary District
North Coast County Water District
Peninsula Health Care District
San Mateo County Harbor District
San Mateo County Mosquito Abatement District
San Mateo County Resource Conservation District
Sequoia Health Care District
West Bay Sanitary District
Westborough County Water District
Woodside Fire Protection District

Note: Midpeninsula Regional Open Space District is not included because the majority of the District's territory is located in Santa Clara County.

STAFF REPORT

To: Coastside County Water District Board of Directors

From: James Derbin, Superintendent of Operations

Agenda: August 9, 2022

Date: August 5, 2022

Subject: Nunes Water Treatment Plant Upgrades Project Update #12

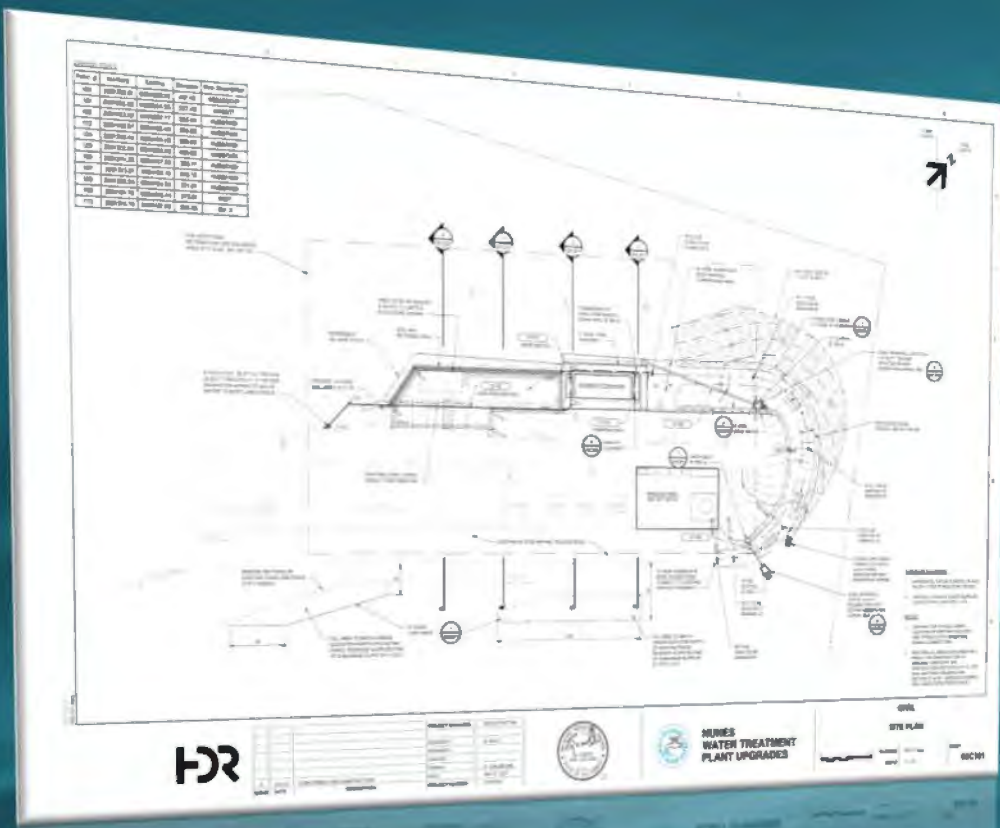
Informational Item

The Nunes Water Treatment Plant Upgrade Project official contractual start date was August 16, 2021. This monthly project update is #12 of several updates staff plans to present to the Board on progress of this important project.

Unfortunately supply chain issues on the valves needed for this project continue to impact the schedule.

As a result, Ranger will pause for ~3-4 months until the valves and remaining equipment arrive. This will extend the estimated completion date to January 2024. The electrical subcontractor is currently working on the sedimentation basin electrical.

Freyer and Loretta, Inc., the Construction Management firm on this project has put together a brief summary of progress to date. See Attachment A.



Coastside County Water District Nunes Water Treatment Plant Upgrades August 9, 2022 Board Meeting

Contract Data as of Board Meeting Date

Contract Time (Calendar Days)		Contract Value	
Base Contract Duration	720	Base Contract	\$8,339,915.00
<i>Approved Change Order Days Added</i>	0	Approved Change Order Added	\$0
<i>Approved Change Order Days Subtracted</i>	0	Approved Change Order %	0%
Total Contract Duration	720	Total Contract Approved	\$8,339,915.00
Elapsed (Start Date 8/16/2021)	358	Billed to Date ¹	\$4,452,900.00
Remaining Days	362	Remaining Value	\$3,887,015.00

¹ Billed to date value is the contract work complete including the 10% retention that will be paid to Contractor upon project completion.

Construction Progress Update #12

Progress since Previous Board Meeting:

- Installation of electrical conduit and panel PBD-04.
- Site clean-up.

Construction Progress Update #12

Three-Week Look Ahead Schedule:

Major items of work anticipated over next 3-4 weeks are as follows:

- Installation of electrical wiring for sludge system.

Overall Project Schedule:

- Work onsite is anticipated to be light between August-November 2022 as the project awaits material deliveries.
- Estimated completion date is January 2024.



Construction Photos

STAFF REPORT

To: Coastside County Water District Board of Directors

From: Mary Rogren, General Manager

Agenda: August 9, 2022

Report

Date: August 5, 2022

Subject: General Manager's Report

Recommendation:

Information Only.

75th Anniversary Celebration - July 19, 2022

On July 19, 2022, the District celebrated its 75th anniversary with a party at the District office parking lot. The celebration was attended by current and past directors and employees, friends of the District, and special guests, Senator Josh Becker; Marjon Saulon, Antonio Isais, and Nick Gonzalez from Governor Newsom's office; Supervisor Don Horsley; and Mayor Debbie Ruddock. In addition, the District received a certificate of recognition from Congresswoman Jackie Speier. President Feldman also recognized District Engineer James Teter for his 62 years of service.

Copies of the resolutions, proclamations and special recognitions are attached.

CCWD History on Website

Check out our website at <https://coastsidewater.org/about/history/> and look at our new history page!



Certificate of Recognition

Presented to

Coastside County Water District

Congratulations on 75 years of providing high quality water service to communities on the coast. By a vote of local residents, the district was formed and began serving 487 customers in 1947. Currently, it has 7,700 service connections and 100 miles of distribution and transmission pipelines. Furthermore, it has continued its efforts toward reliable and sustainable facilities through various water treatment and water pipeline projects. The Coastside County Water District is deserving of special recognition and commendation. May it continue to serve our communities for many more decades to come.

A handwritten signature in blue ink, reading "Jackie Speier".

Congresswoman Jackie Speier
U.S. House of Representatives

July 19, 2022

Date



RESOLUTION

CALIFORNIA LEGISLATURE

By the Honorable Josh Becker, 13th Senatorial District;
the Honorable Marc Berman, 24th Assembly District;
and the Honorable Kevin Mullin, 22nd Assembly District;
Relative to Commending the

Coastside County Water District

WHEREAS, The Coastside County Water District (CCWD) is celebrating its seventy-fifth anniversary of service to the City of Half Moon Bay and to the unincorporated communities of Princeton, Miramar, and El Granada, and upon this occasion, it is deserving of special public commendations; and

WHEREAS, In 1947, by a vote of the people, CCWD was formed to provide reliable water service solutions to local residents, and two years later the District acquired the facilities of Citizens Utilities Company of Stamford, Connecticut, and began providing water service to 487 customers; and

WHEREAS, Originally located in the Half Moon Bay Mercantile Building, in 1953, CCWD moved into its offices at 766 Main Street, which served as the District's headquarters until 1971, when, with growth requiring more office space and water service connections increasing nearly 600 percent, a new administrative and operations center was constructed to serve CCWD's 2,325 customers; and

WHEREAS, Highlights of the District's numerous milestones over the years include the completion of the Denniston Project and Denniston Water Treatment Plant in 1972; adoption of its first mandatory water rationing program due to the California drought in 1976—which was extended through 1977, the second year of the statewide drought—with a moratorium established on new water service connections; completion of the Nunes Water Treatment Plant in 1982; and the ratification of a contract with the San Francisco Water Department in 1984 that provided the District with long-term supplies of water from the Hetch Hetchy Reservoir; and

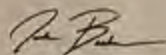
WHEREAS, In 1997, the District celebrated its fiftieth anniversary, at which time it had 5,300 service connections, 12 employees, and \$2 million in water sales, with a system valued at \$30 million, and additional accomplishments in the past 25 years include installation of backup generators at the District's water treatment plants, tank sites, pump stations, and corporation yard facilities; improved automation and implementation of state-of-the-art software for a variety of functions, support, and enterprise solutions; and numerous replacements of aging pipelines and infrastructure; and

WHEREAS, Today, the District boasts over 7,700 service connections, 100 miles of distribution and transmission pipeline, 21 employees, and \$13 million in water sales, with a system valued at an estimated \$400 million; and

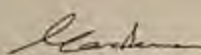
WHEREAS, The contributions CCWD has made to the local area are invaluable and reflect an organization devoted to the highest ideals of community service; now, therefore, be it

RESOLVED BY SENATOR JOSH BECKER AND ASSEMBLY MEMBERS MARC BERMAN AND KEVIN MULLIN, That the Coastside County Water District be congratulated on the celebration of its seventy-fifth anniversary, commended for the vital role it has played in improving the quality of life in the local community, and extended best wishes for continued success in the future.

Joint Members Resolution No. 227
Dated this 19th day of July, 2022.


Honorable Josh Becker
13th Senatorial District




Honorable Marc Berman
24th Assembly District


Honorable Kevin Mullin
22nd Assembly District



OFFICE OF THE GOVERNOR

July 19, 2022

Coastside County Water District 75th Anniversary

On behalf of the State of California, I am pleased to congratulate Coastside County Water District (CCWD) on its 75th anniversary of providing water service to the communities of Half Moon Bay, Princeton, Miramar and El Granada.

Formed in 1947, CCWD provided water to 400 customers. Today it serves more than 8000 connections, including fire services. Through this growth it has aimed to develop resources with an eye to the future and provide high quality water and service at the lowest price.

I commend CCWD for its commitment to the reliability and sustainability of its facilities, recycling water and potable water reuse.

Thank you to WWCD Board of Directors and employees for their dedication to a culture of openness, fairness and inclusiveness. Its people like you that help make a California for All.

Sincerely,

A handwritten signature in black ink, appearing to read "Gavin Newsom", written over a horizontal line.

Gavin Newsom



Proclamation

THE BOARD OF SUPERVISORS
COUNTY OF SAN MATEO, STATE OF CALIFORNIA
DESIGNATING JULY 19, 2022, as

COASTSIDE COUNTY WATER DISTRICT'S 75TH ANNIVERSARY CELEBRATION DAY

WHEREAS, the Coastside County Water District is celebrating its Seventy-Fifth Anniversary, and upon this occasion, the District is deserving of special public recognition and the highest commendations; and

WHEREAS, in 1947, by a vote of the people, the Coastside County Water District was formed to provide reliable water service solutions to local residents, and two years later, the District acquired the facilities of Citizens Utilities Company, Stamford, Connecticut and provided water service to 487 customers; and

WHEREAS, the District office was originally located in the Half Moon Bay Mercantile Building. In 1953, CCWD moved into its offices at 766 Main Street, which served as District headquarters until 1971, when growth required additional office space, between 1953 and 1971 the number of water service connections increased nearly 600 percent, and a new administrative and operations center was constructed to serve CCWD's 2,325 customers in 1971; and

WHEREAS, in 1997 the District celebrated its Fiftieth Anniversary, where the District had 5,300 service connections, 12 employees, and \$2 million in water sales and its system was valued at \$30 million; and

WHEREAS, on July 19, 2022, the District will celebrate its Seventy-Fifth Anniversary where they currently have 7,700 service connections, 100 miles of distribution and transmission pipeline; 21 employees and \$13 million in water sales with a system now valued at \$400 million.


NOW, THEREFORE, BE IT RESOLVED THAT the Board of Supervisors of the County of San Mateo, on behalf of the County and all its citizens thereof, joins the entire community in celebrating the Coastside County Water District's 75th Anniversary on July 19, 2022.

Dated: July 12, 2022


SUPERVISORS:



DON HORSLEY, PRESIDENT




DAVE PINE



CAROLE GROOM



WARREN SLOCUM



DAVID J. CANEPA



Attest:



Assistant Clerk of the Board of Supervisors



PROCLAMATION

WHEREAS, the Coastside County Water District (“District”) is celebrating its 75th Anniversary, and the District is deserving of special public recognition and the highest commendations; and

WHEREAS, in 1947, the District was formed to provide reliable water service solutions to residents, and two years later the District acquired the facilities of Citizens Utilities Company, Stamford, Connecticut and provide water service to 487 customers; and

WHEREAS, the Milestone of the District include: Denniston Project and Water Treatment Plant; adoption of its first mandatory water rationing program due to the 1976-1977 drought; completion of the Nunes Water Treatment Plant; contract with the San Francisco Water Department for long term supplies of water from the Hetch Hetchy Reservoir; and

WHEREAS, additional Milestones of the District include Coastal Development Permit for the construction of Crystal Springs Water Supply Project; the replacement of the Pilarcitos West Pipeline Project; and

WHEREAS, in 1997 the District celebrated its 50th Anniversary, and at the time, had 5,300 service connections, 12 employees, and \$2 million in water sales and its system was valued at \$30 million; and

WHEREAS, additional accomplishments of the District in the past 25 years include: El Granada Transmission Pipeline Replacement Project; renovation of the Denniston Water Treatment Plant; the installation of backup generators at the District’s water treatment plants, tank sites, pump stations, and corporation yard; improved automation and implementation of state-of-the-art software for SCADA/instrumentation, asset management, ESRI/GIS support, and enterprise solutions; and numerous replacements of aging pipelines and infrastructure; and

WHEREAS, the District currently has 7,700 service connections, 100 miles of distribution and transmission pipeline; 21 employees, and \$13 million in water sales and its system that is now valued at an estimated \$400 million.

NOW, THEREFORE, BE IT KNOWN THAT I, DEBORAH RUDDOCK, ALONG WITH MY FELLOW COUNCILMEMBERS, in honor of its 75th anniversary, recognize and celebrate the Coastside County Water District for its numerous contributions and the essential role in water management.

Debbie Ruddock, Mayor
July 19, 2022



MONTHLY REPORT

To: Mary Rogren, General Manager
From: James Derbin, Superintendent of Operations
Agenda: August 9, 2022
Report Date: August 5, 2022


Monthly Highlights

- Denniston Water Treatment Plant ran M-F most of July. Staff is hoping this will continue for the rest of August.
- Repaired 5 blow offs for dead end flushing
- CSP interior painting
- New CCTV system at Main Street
- Class B license class for four Operations staff. (Formal class is now mandatory)
- Key staff taking SEMS and FEMA ICS classes online for Emergency Response Training/preparation
- Clear brush at old Denniston Well sites
- Darin Sturdivan was awarded the JPIA H.R. LaBounty Safety Award for implementation of the Brush Mower

July Sources: Pilarcitos Lake, Denniston Reservoir/Wells, Crystal Springs

Projects

- CalOES Grant funded above ground fuel tank at Nunes installation is complete
- Nunes Water Treatment Plant Improvement Project
 - Ranger work is paused due to supply chain issues. Electrical work is ongoing and parts/equipment arrive.
- EKI
 - Grandview/Hwy 1 Crossing and Main Replacement project Notice To Proceed issued 7/19/22. Construction to start soon, current schedule shows end of October completion.
 - Pilarcitos Crossing - Golden Bay Construction is scheduled to start in mid/late August. Current schedule shows end of September completion.
 - Miramontes Point Road - Design expected Fall 2022
- HDR
 - Half Moon Bay Tank replacement project - HDR is engineering a design to replace HMB tanks 1&2 first. 90% design comments submitted. 100% design expect later this month.



YOUR BEST PROTECTION

May 3, 2022

ACWA JPIA

P. O. Box 619082
Roseville, CA 95661-9082

phone
916.786.5742
800.231.5742

www.acwajpia.com

Darin Sturdivan and Distribution Staff
Coastside County Water District
766 Main Street
Half Moon Bay, CA 94019-1925

Re: H.R. LaBounty Safety Awards Program

Dear Darin and Distribution Staff:

On behalf of the ACWA JPIA, we would like to thank you for your recent safety award submission.

President

E.G. "Jerry" Gladbach

Vice President

Tom Cuquet

Chief Executive Officer

Walter "Andy" Sells

We greatly appreciate that you contributed your time and efforts to promote safe workplace behavior and improve existing operational practices. It is individuals like you who demonstrate safe behavior, take part in training, and participate in risk-reducing actions that foster a positive safety culture.

Enclosed is a certificate in honor of your achievement. The entire JPIA membership is successful because of individuals like you. *We encourage you to cash the enclosed check promptly.*

Executive Committee

Fred Bockmiller

Tom Cuquet

David Drake

E.G. "Jerry" Gladbach

Brent Hastey

Melody A. McDonald

Randall Reed

J. Bruce Rupp

Pamela Tobin

Please continue your risk management practices. We look forward to future safety award submissions from you.

Sincerely,

Walter "Andy" Sells
Chief Executive Officer

426:11

Core Values

- *People*
- *Service*
- *Integrity*
- *Innovation*

Enc. Certificate

**JPIA Proudly Presents the
H.R. LaBounty Safety Award**

to

**Darin Sturdivan
Coastside County Water District**

May 2022



STAFF REPORT

To: Board of Directors
From: Cathleen Brennan, Water Resources Analyst
Agenda: August 9, 2022
Report: August 4, 2022
Subject: Water Resources Informational Report

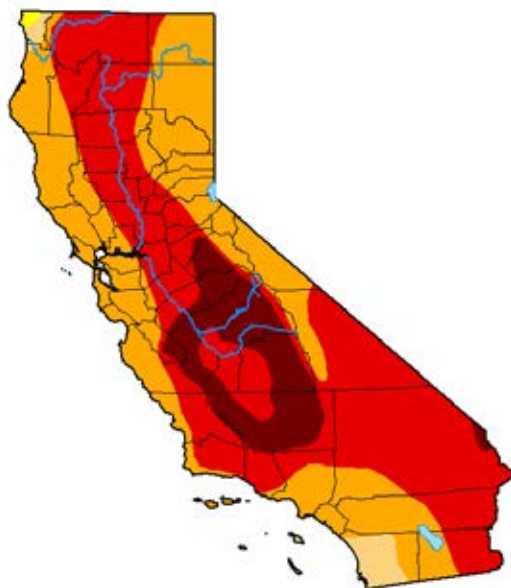
Water Shortage Emergency and Outreach Update

The Board of Directors adopted Ordinance No. 2022-01 declaring a Water Shortage Emergency under Stage 2 of the District's Water Shortage Contingency Plan on March 24, 2022.

Drought and water shortage conditions remain unchanged. The good news is that the SFPUC is reporting that they are seeing reductions in peak summer water usage compared to 2019 and 2022, but the regional water system wholesale customers have not managed to meet the 11 percent reduction as requested.

U.S. Drought Monitor California

August 2, 2022
 (Released Thursday, Aug. 4, 2022)
 Valid 8 a.m. EDT



Intensity:

- None
- D0 Abnormally Dry
- D1 Moderate Drought
- D2 Severe Drought
- D3 Extreme Drought
- D4 Exceptional Drought

The Drought Monitor focuses on broad-scale conditions. Local conditions may vary. For more information on the Drought Monitor, go to <https://droughtmonitor.unl.edu/About.aspx>

Author:

Curtis Riganti
 National Drought Mitigation Center



droughtmonitor.unl.edu

SFPUC and the San Francisco Giants have a new regional water conservation campaign to help message the importance of saving water during this current water shortage.



Blue Gold: The Power and Privilege

The Bay Area Water Supply and Conservation Agency (BAWSCA) is supporting a new exhibit at Filoli through November 7th. The exhibit explores how water systems shaped the Bay Area and how controlling water resources was a path to power and wealth for Filoli's families. Visitors explore water throughout Filoli's mansion, 16-acre garden, and expansive natural lands. While the Bay Area was originally financed by gold, California has an even more valuable resource: water, California's blue gold.

<https://filoli.org/explore/water/>

